

VMI BASKETBALL

100-YEAR TIMELINE

1908- The Virginia Military Institute plays its first contest as a varsity program, falling to the Baltimore YMCA by a 25-23 score.

1908- VMI scores its first victory, defeating Staunton Military, 19-7.

1909- VMI defeats Virginia Polytechnic by a 15-9 score to wrap up their season. The win is the first of 128 meetings between the two schools, marking the most common opponent in VMI basketball history.

1912- The VMI basketball team caps the season with a 36-10 win over Roanoke YMCA, capping the first winning season in school history at 6-5.

1921-22- VMI defeats Virginia Polytechnic Institute 30-20, marking the 100th win in program history.

1925- The Virginia Military Institute becomes a member of the Southern Conference, joining Alabama, Auburn, Clemson, Florida, Georgia, Georgia Tech, Kentucky, LSU, Maryland, Mississippi, Mississippi State, North Carolina, North Carolina State, the University of the South, South Carolina, Tennessee, Tulane, Vanderbilt, Virginia, Virginia Tech and Washington & Lee in the League.

1925-26- VMI defeats Auburn 41-25, marking the first Southern Conference victory for the Keydets.

1954- Bill Ralph '54 finishes his career as the all-time leading rebounder in program history, graduating with 919 in his three seasons. He still holds the school rebounding mark of 12.9 per game.

Dec. 11, 1962- VMI scores a one-point win, 74-73, over George Washington, marking the 100th Southern Conference win in program history.

Mar. 1, 1964- The Keydets defeat George Washington in the Southern Conference Finals by a 61-56 margin, winning their first SoCon title.

Mar. 9, 1964- VMI falls to Princeton, 86-60 in Philadelphia in their first NCAA Tournament game.

Mar. 3, 1976- The Keydets defeat Richmond 41-33 in the Southern Conference Finals, marking their second SoCon title in program history.

Mar. 13, 1976- VMI scores their first NCAA Tournament victory, defeating Tennessee 81-75 in Charlotte.

Mar. 18, 1976- The Keydets advance to the NCAA East Region Finals by knocking off DePaul in overtime, 71-66.

Mar. 20, 1976- The Red, White and Yellow fall just one game short of the Final Four, dropping a 91-75 decision to Rutgers in the NCAA East Region Finals.

Feb. 14, 1977- The Keydets defeat Davidson by a 83-68 margin, marking the team's 21st straight win, the longest in program history.

Mar. 2, 1977- With a 69-67 overtime victory over Appalachian State, the Keydets win their second-straight and third overall SoCon title.

Mar. 12, 1977- The Keydets pin a 73-66 defeat on Duquesne in the NCAA Tournament First Round.

Mar. 17, 1977- VMI falls to Kentucky 93-78 in the NCAA East Region Semifinals, played at Cole Field House.

Mar. 3, 1978- Ron Carter '78 plays his final contest at VMI, wrapping up his stellar career as the school's leading scorer with 2,228 points. He is also the school's leader in field goals made and attempted, as well as free throws made and at the time of his graduation.

June 9, 1978- Ron Carter '78 is selected with the fourth pick in the second round by the Los Angeles Lakers, as he became the first Keydet to play in the NBA.

Dec. 16, 1978- VMI defeats Georgia State at home by a 75-72 score, marking the 35th consecutive home-court win for the team. That mark still stands as the longest such streak in program history.

Feb. 16, 1981- The Keydets play their final home game at "The Pit", a 90-68 loss to Chattanooga.

Dec. 5, 1981- The VMI Basketball program moves "From The Pit to the Palace", as the Keydets take on #5 Virginia in the first game played at Cameron Hall.

Jan. 30, 1982- The Keydets win their first game in Cameron Hall, defeating Appalachian State 67-62 in overtime.

Dec. 6, 1984- The Keydets take a 53-51 decision at home against Radford, marking the 500th win in program history.

Mar. 3, 1985- The Keydets reach the Southern Conference Finals after winning back-to-back games in overtime against Western Carolina and Chattanooga, but fall 70-65 to Marshall in the Championship game.

Feb. 9, 1987- Gay Elmore '87 eclipses Ron Carter's VMI career scoring record, scoring 37 points in a loss to Furman. Elmore graduated with 2,422 points and is still the career leader in scoring average, field goals made and attempted, free throws made and attempted, double-figure scoring games and 20-plus point scoring games.

Mar. 6, 1988- Led by Damon and Ramon Williams, the Keydets reach the Southern Conference Finals with wins over Furman and East Tennessee State before falling 75-61 to Chattanooga.

1995-96- Second-year head coach Bart Bellairs leads the Keydets to an 18-10 record, marking the most wins in a season since the 1977-78 campaign.

Dec. 15, 1996- The Keydets host North Carolina at Cameron Hall and establish a new record for attendance at the facility, as 4,950 people packed the house to watch as Dean Smith coached the Tarheels for the final season.

Dec. 14, 1997- Penn State visits Cameron Hall as the Keydets score their first win over a Big 10 opponent, defeating the Nittany Lions 71-68.

2001-02- Jason Conley brings national recognition to the VMI basketball program, becoming the first freshman in NCAA history to lead the nation in scoring, doing so while averaging 29.3 ppg.

July 1, 2003- The Virginia Military Institute begins its membership in the Big South Conference.

Jan. 3, 2004- VMI plays its first Big South Conference contest, dropping a 61-48 decision at UNC Asheville.

Jan. 8, 2004- The Keydets score their first Big South Conference victory, defeating Radford 69-58.

Dec. 4, 2004- VMI defeats Virginia Tech at Cameron Hall, 72-68. It marked the first win over an ACC opponent since defeating Virginia on Dec. 9, 1964, a span of 40 years and 37 games.

Nov. 15, 2006- In the greatest offensive display in program history, the Keydets set 24 new records in a 156-95 victory over Virginia Interment. Included in the new marks are most points by an individual (Reggie Williams, 45) and most points scored by VMI.


Feb. 27, 2007- Thanks to a dramatic change in tempo, the Keydets score a 79-78 victory over third-seeded Liberty, marking the team's first Big South Conference Tournament victory.

Mar. 1, 2007- The Keydets make it two-in-a-row by knocking off second-seeded High Point 91-81, advancing to their first Big South Conference Final.

Mar. 3, 2007- VMI falls to top-seeded Winthrop 84-81 on ESPN2 in the Keydets' first Big South Conference Final appearance.

2006-07- The NCAA declares the Keydets as the national statistical champions in six categories, with Reggie Williams leading the country with 28.1 points per game, Travis Holmes leading the nation with 3.4 steals per contest, while the Keydets held the lead in scoring, steals, three-pointers made and assists. The team also establishes five all-time NCAA records, including total steals, three-pointers made and three-pointers made per game, as well as three-pointers attempted and three-pointers attempted per game.

2007-08
VMI KEYDETS
Basketball



HISTORY & RECORDS

YEAR-BY-YEAR RECORDS

Year	Overall Record	Conference Record	Home Record	Away Record	Neutral	Points For	Points Against	Head Coach	Postseason
1908-09	3-3	-	3-2	0-1	-	135	116	Pete Krebs	-
1909-10	2-5	-	2-3	0-2	-	146	226	F.J. Pratt	-
1910-11	3-5	-	2-4	1-1	-	140	222	J. Mitchell	-
1911-12	6-5	-	5-4	1-1	-	280	238	Alpha Brummage	-
1912-13	8-4	-	6-1	2-3	-	340	224	Alpha Brummage	-
1913-14	6-6	-	5-3	1-0	0-3	311	251	W.C. Raferty	-
1914-15	8-2	-	8-0	0-0	0-2	269	189	F.H. Gaoton	-
1915-16	9-3	-	8-2	1-1	-	440	269	F.H. Gaoton	-
1916-17	9-5	-	9-2	0-3	-	465	349	F.H. Gaoton	-
1917-18	6-6	-	5-4	0-2	1-0	402	310	E.C. Abell	-
1918-19	8-6	-	7-3	1-2	0-1	515	316	E.C. Abell	-
1919-20	11-1	-	8-0	1-1	2-0	481	188	Pinky Spruhan	-
1920-21	16-1	-	12-0	1-1	3-0	749	305	Pinky Spruhan	-
1921-22	11-7	-	10-2	1-4	0-1	549	439	Pinky Spruhan	-
1922-23	8-6	-	5-4	3-0	0-2	295	247	W.C. Raferty	-
1923-24	9-5	-	7-3	1-1	1-1	329	293	W.C. Raferty	First Round SoCon Tournament
1924-25	6-5	-	5-2	1-2	0-1	248	239	W.C. Raferty	First Round SoCon Tournament
1925-26	7-8	3-5	5-5	2-2	0-1	395	367	W.C. Raferty	First Round SoCon Tournament
1926-27	3-12	0-7	3-8	0-3	0-1	354	422	W.C. Raferty	First Round SoCon Tournament
1927-28	7-6	5-5	6-4	1-1	0-1	417	370	W.C. Raferty	First Round SoCon Tournament
1928-29	6-7	1-7	6-3	0-4	-	392	378	W.C. Raferty	-
1929-30	4-10	2-6	4-6	0-4	-	386	444	W.C. Raferty	First Round SoCon Tournament
1930-31	4-12	2-8	4-6	0-6	-	408	497	W.C. Raferty	-
1931-32	0-14	0-9	0-8	0-6	-	289	458	W.C. Raferty	-
1932-33	4-11	2-8	4-5	0-6	-	362	496	W.C. Raferty	-
1933-34	4-10	3-6	3-4	1-6	-	335	452	W.C. Raferty	First Round SoCon Tournament
1934-35	3-14	2-9	2-7	1-7	-	448	575	Frank Summers	First Round SoCon Tournament
1935-36	3-14	0-10	3-8	0-6	-	570	738	Frank Summers	-
1936-37	6-11	5-11	3-6	2-5	1-0	571	647	Pooley Hubert	-
1937-38	4-11	2-7	2-7	2-4	-	414	511	J. Elmore	-
1938-39	7-10	6-6	4-3	3-4	0-2	600	664	Jimmy Walker	First Round SoCon Tournament
1939-40	3-12	2-9	3-5	0-5	0-2	461	590	Jimmy Walker	-
1940-41	10-6	8-4	5-2	4-3	1-1	625	595	Jimmy Walker	SoCon Tournament Semifinalists
1941-42	7-11	5-9	5-4	2-6	0-1	711	727	Jimmy Walker	-
1942-43	8-8	7-5	4-3	4-4	0-1	627	633	Pooley Hubert	First Round SoCon Tournament
1943-44	0-14	0-5	0-6	0-7	0-1	380	620	Joe Daher	-
1944-45	2-10	1-4	2-3	0-6	0-1	360	531	Joe Daher	-
1945-46	1-10	1-6	1-4	0-6	-	286	519	Jay McWilliams	-
1946-47	4-15	1-11	4-8	0-7	-	934	1091	Lloyd Roberts	-
1947-48	3-17	1-12	3-7	0-9	0-1	941	1128	Frank Summers	-
1948-49	3-16	3-8	2-7	1-9	-	937	1213	Frank Summers	-
1949-50	4-17	2-11	2-7	2-10	-	1198	1477	Bill O'Hara	-
1950-51	3-18	3-11	2-10	1-8	-	1218	1471	Bill O'Hara	-
1951-52	3-21	2-13	1-7	2-14	-	1417	1795	Bill O'Hara	-
1952-53	5-19	1-14	3-7	2-12	-	1549	1852	Chuck Noe	-
1953-54	11-12	6-7	8-3	3-8	0-1	1683	1667	Chuck Noe	First Round SoCon Tournament
1954-55	8-15	4-9	6-4	2-10	0-1	1619	1821	Chuck Noe	First Round SoCon Tournament
1955-56	4-19	3-11	1-7	3-9	0-3	1579	1882	Jack Null	-
1956-57	4-22	1-13	4-7	0-12	0-3	1769	2106	Jack Null	-
1957-58	4-17	1-12	3-6	1-10	0-1	1357	1698	Jack Null	-
1958-59	5-13	2-11	3-5	2-8	-	1137	1311	L.F. Miller	-
1959-60	4-16	3-11	2-6	2-7	0-3	1467	1643	L.F. Miller	First Round SoCon Tournament
1960-61	5-17	3-11	3-4	2-9	0-4	1357	1698	L.F. Miller	First Round SoCon Tournament
1961-62	9-11	6-8	4-2	3-7	2-2	1469	1559	L.F. Miller	SoCon Tournament Semifinalists
1962-63	6-15	6-10	4-5	2-9	0-1	1552	1644	L.F. Miller	First Round SoCon Tournament
1963-64	12-12	7-7	6-2	3-9	3-1	1779	1853	L.F. Miller	SoCon Tournament Champs; NCAA First Round
1964-65	8-13	5-9	4-2	2-10	2-1	1560	1612	Gary McPherson	First Round SoCon Tournament
1965-66	5-18	5-11	4-3	1-9	0-6	1782	1880	Gary McPherson	First Round SoCon Tournament
1966-67	5-16	4-12	3-6	1-7	1-3	1558	1672	Gary McPherson	-
1967-68	9-12	8-7	7-2	2-8	0-2	1565	1637	Gary McPherson	First Round SoCon Tournament
1968-69	5-18	3-11	4-4	1-8	0-6	1725	1874	Gary McPherson	First Round SoCon Tournament

YEAR-BY-YEAR RECORDS

Year	Overall Record	Conference Record	Home Record	Away Record	Neutral	Points For	Points Against	Head Coach	Postseason
1969-70	6-19	3-10	5-5	0-10	1-4	1605	1905	Mike Schuler	First Round SoCon Tournament
1970-71	1-25	1-11	1-10	0-10	0-5	1626	2125	Mike Schuler	First Round SoCon Tournament
1971-72	6-19	2-10	5-7	0-10	1-2	1663	2071	Mike Schuler	First Round SoCon Tournament
1972-73	7-19	3-9	6-6	0-11	1-2	1623	2123	Bill Blair	First Round SoCon Tournament
1973-74	6-18	3-9	5-8	1-7	0-3	1594	1685	Bill Blair	First Round SoCon Tournament
1974-75	13-13	6-6	9-6	3-4	1-3	2104	2061	Bill Blair	SoCon Tournament Semifinalists
1975-76	22-10	9-3	12-1	4-6	6-3	2450	2164	Bill Blair	SoCon Tournament Champs; NCAA Elite 8
1976-77	26-4	8-2	14-0	3-2	9-3	2421	2152	Charlie Schmaus	SoCon Tournament Champs; NCAA Sweet 16
1977-78	21-7	7-3	11-0	6-3	4-4	2247	2067	Charlie Schmaus	SoCon Tournament Semifinalists
1978-79	12-15	2-8	9-7	3-5	0-3	2041	2154	Charlie Schmaus	First Round SoCon Tournament
1979-80	11-16	6-10	7-8	4-8	-	1969	2043	Charlie Schmaus	First Round SoCon Tournament
1980-81	4-23	3-13	1-10	3-10	0-3	1743	2083	Charlie Schmaus	First Round SoCon Tournament
1981-82	1-25	1-15	1-9	0-14	0-2	1606	2185	Charlie Schmaus	-
1982-83	2-25	1-15	2-14	0-11	-	1586	1994	Marty Fletcher	-
1983-84	8-19	4-12	7-7	1-12	-	1640	1862	Marty Fletcher	-
1984-85	16-14	7-9	12-5	2-8	2-1	1863	1816	Marty Fletcher	SoCon Tournament Finalists
1985-86	11-17	5-11	9-6	2-9	0-2	2004	2081	Marty Fletcher	First Round SoCon Tournament
1986-87	11-17	5-11	9-5	2-11	0-1	1991	2122	Joe Cantafio	First Round SoCon Tournament
1987-88	13-17	6-10	8-6	3-10	2-1	2080	2188	Joe Cantafio	SoCon Tournament Finalists
1988-89	11-17	5-9	9-4	2-11	0-2	2138	2132	Joe Cantafio	First Round SoCon Tournament
1989-90	14-15	7-7	11-1	1-11	2-3	2239	2224	Joe Cantafio	SoCon Tournament Semifinalists
1990-91	10-18	5-9	6-5	4-10	0-3	1997	2167	Joe Cantafio	First Round SoCon Tournament
1991-92	10-18	3-11	6-7	4-8	0-3	1927	2060	Joe Cantafio	First Round SoCon Tournament
1992-93	5-22	3-15	3-8	1-12	1-2	1785	2058	Joe Cantafio	First Round SoCon Tournament
1993-94	5-23	2-16	4-9	0-13	1-1	1891	2131	Joe Cantafio	SoCon Tournament Quarterfinalists
1994-95	10-17	6-8	8-5	2-11	0-1	2154	2370	Bart Bellairs	First Round SoCon Tournament
1995-96	18-10	10-4	12-1	5-8	1-1	2358	2228	Bart Bellairs	SoCon Tournament Semifinalists
1996-97	12-16	7-7	7-5	4-10	1-1	2170	2180	Bart Bellairs	SoCon Tournament Quarterfinalists
1997-98	14-13	8-7	9-4	4-8	0-1	2037	2022	Bart Bellairs	SoCon Tournament Quarterfinalists
1998-99	12-15	9-7	8-5	4-9	0-1	1897	2020	Bart Bellairs	First Round SoCon Tournament
1999-00	6-23	1-15	5-9	0-12	1-2	2064	2247	Bart Bellairs	First Round SoCon Tournament
2000-01	9-19	5-11	7-6	2-12	0-1	1905	2039	Bart Bellairs	First Round SoCon Tournament
2001-02	10-18	5-11	7-5	3-11	0-2	2141	2300	Bart Bellairs	First Round SoCon Tournament
2002-03	10-20	3-13	5-7	2-11	3-2	1952	2147	Bart Bellairs	SoCon Tournament Semifinalists
2003-04	6-22	4-12	6-6	0-13	0-3	1608	1942	Bart Bellairs	-
2004-05	9-18	3-13	6-7	3-11	-	1748	1893	Bart Bellairs	-
2005-06	7-20	2-14	5-9	2-11	-	1924	2053	Duggar Baucom	-
2006-07	14-19	5-9	8-5	4-11	2-3	3331	3240	Duggar Baucom	Big South Tournament Finalists

COACHING RECORDS

Name	Seasons	Years	Overall	Pct.	Conference	Pct.	Name	Seasons	Years	Overall	Pct.	Conference	Pct.
Pete Krebs	1908-09	1	3-3	.500	-	-	Lloyd Roberts	1946-47	1	4-15	.211	1-11	.083
F.J. Pratt	1909-10	1	2-5	.286	-	-	Bill O'Hara	1949-52	3	10-56	.152	7-35	.167
J. Mitchell	1910-11	1	3-5	.375	-	-	Chuck Noe	1952-55	3	24-46	.343	11-30	.268
Alpha Brummage	1911-13	2	14-9	.609	-	-	Jack Null	1955-58	3	12-58	.171	5-36	.122
W.C. Rafferty	1913-14,22-34	13	68-112	.378	18-61	.228	L.F. Miller	1958-64	6	41-83	.331	27-58	.318
F.H. Gaoton	1914-17	3	26-10	.722	-	-	Gary McPherson	1964-69	5	32-77	.294	25-50	.333
E.C. Abell	1917-1919	2	14-12	.538	-	-	Mike Schuler	1969-72	3	13-63	.171	6-31	.162
Pinky Spruhan	1919-22	3	38-9	.809	-	-	Bill Blair	1972-76	4	48-60	.444	21-27	.438
Frank Summers	1934-36,47-49	4	12-61	.164	6-39	.133	Charlie Schmaus	1976-82	6	75-90	.455	27-51	.346
Pooley Hubert	1936-37,42-43	2	14-19	.424	12-16	.429	Marty Fletcher	1982-86	4	37-75	.330	17-47	.266
J. Elmore	1937-38	1	4-11	.267	2-7	.222	Joe Cantafio	1986-94	8	79-147	.350	36-88	.290
Jimmy Walker	1938-42	4	27-39	.409	21-28	.429	Bart Bellairs	1994-05	11	116-191	.378	61-108	.361
Joe Daher	1943-45	2	2-24	.077	1-9	.100	Duggar Baucom	2005-06	2	21-39	.350	7-23	.233
Jay McWilliams	1945-46	1	1-10	.091	1-6	.143							



TEAMS OF TRADITION

1963-64

Record: 12-12 H: 6-2 A: 3-9 N: 3-1
SoCon: 7-7, 4th place, Tournament Champions
Postseason: NCAA First Round



TEAM ROSTER

Name	Yr.	Pos.	Ht.	Wt.	Hometown
Jeff Gausepohl	Jr.	F	6-4	205	Bloomfield, N.J.
Godwin Jones	Jr.	F	6-6	180	Whaleyville, Va.
Charlie Schmaus	So.	F	6-2	175	Ford City, Pa.
Jim Guy	So.	F	6-7	190	Ridley Park, Pa.
Bill McClure	So.	F	6-3	175	Richmond, Va.
Bobby Watson	Sr.	C	6-7	230	Bethel Park, Pa.
Jeff Crump	Sr.	C	6-5	210	Columbus, Ind.
Jack Hartung	So.	C	6-8	210	Butler, Pa.
Bill Blair	Sr.	G	6-3	180	Whitesburg, Ky.
Joe Kruszewski	Jr.	G	6-0	175	Natrona, Pa.
John Prosser	Jr.	G	6-1	170	Winchester, Va.
Jackie Cooper	So.	G	6-2	175	Bassett, Va.
Butch Lazaroff	So.	G	5-8	145	Ford City, Pa.
Head Coach: L.F. "Weenie" Miller					
Assistant Coach: Gary McPherson					

SEASON STATISTICS

	GP	FG%	FT%	Reb-Avg.	Pts-Avg.
Bill Blair	24	.397	.750	105-4.4	432-18.0
Charlie Schmaus	24	.415	.701	215-9.0	344-14.2
Joe Kruszewski	24	.513	.618	121-5.0	357-14.8
Jeff Gausepohl	23	.546	.768	172-7.5	233-10.1
Bobby Watson	24	.355	.634	218-9.1	237-9.9
John Prosser	22	.442	.687	33-1.5	76-3.6
Jim Guy	16	.550	.605	54-3.4	67-4.2
Jack Hartung	13	.307	.625	38-3.0	21-1.6
Jackie Cooper	12	.333	.833	4-0.3	11-0.9
Jeff Crump	4	.000	1.000	0-0.0	2-0.5
Bill McClure	2	.000	.500	0-0.0	1-0.5
Butch Lazaroff	2	.000	.000	0-0.0	0-0.0
Godwin Jones	1	.000	.000	0-0.0	0-0.0
VMI Totals	24	.427	.727	982-40.91	783-74.2
Opp. Totals	24	.447	.738	923-38.5	1849-77.0

SOCON TOURNAMENT

First Round - VMI 77, Furman 73
Semifinals - VMI 82, Davidson 81
Finals - VMI 61, George Washington 56

NCAA TOURNAMENT

First Round - Princeton 86, VMI 60

1975-76

Record: 22-10 H: 12-1 A: 4-6 N: 6-3
SoCon: 9-3, 1st place, Tournament Champions
Postseason: NCAA Elite Eight



TEAM ROSTER

#	Name	Yr.	Pos.	Ht.	Wt.	Hometown
13	Ron Carter	So.	G/F	6-3	170	Pittsburgh, Pa.
14	Dave Slomski	Jr.	G/F	6-4	165	Steubenville, Ohio
20	Curt Reppart	Sr.	PG	6-1	178	Fredericktown, Ohio
22	John Krovic	Jr.	G	6-4	185	Steelton, Pa.
24	Tom Watjen	Sr.	F/C	6-6	200	Bethel Park, Pa.
30	Will Bynum	Jr.	F	6-6	175	Sumter, S.C.
31	Saul Smith	Fr.	PG	6-2	175	Wake Forest, N.C.
32	Dan Stephans	Fr.	F	6-6	185	Trotwood, Ohio
35	Marvin Miller	Fr.	G	5-10	165	Hoopeston, Ill.
40	Kelly Lombard	Fr.	PG	5-11	175	Bridgeport, Conn.
42	George Borojevich	Jr.	F/C	6-6	205	Navarre, Ohio
44	Harlan Niehaus	Fr.	F/C	6-7	200	Genoa, Ohio
45	Dave Montgomery	So.	C	6-6	200	Baltimore, Md.
52	Pat Kelley	So.	F	6-6	170	Fort Worth, Texas
55	Drew Stone	So.	C	6-9	200	Daytona Beach, Fla.
Head Coach: Bill Blair						
Assistant Coaches: Charlie Schmaus, Kevin O'Connor						

SEASON STATISTICS

	GP	FG%	FT%	Reb-Avg.	Pts-Avg.
Ron Carter	32	.535	.675	213-6.7	574-17.9
Will Bynum	32	.531	.721	159-5.0	522-16.3
John Krovic	29	.546	.875	68-2.3	424-14.6
Dave Montgomery	32	.563	.600	265-8.3	300-9.4
Curt Reppart	31	.448	.645	73-2.4	195-6.3
George Borojevich	31	.480	.676	114-3.7	167-5.4
Dave Slomski	5	.600	.667	8-1.6	20-4.0
Pat Kelley	19	.393	.400	31-1.6	46-2.4
Zack Smith	24	.500	.632	36-1.5	58-2.4
Kelly Lombard	30	.315	.757	23-0.8	62-2.1
Harlan Niehaus	18	.441	.4364	43-2.4	34-1.9
Dan Stephans	12	.280	.000	32-2.7	14-1.2
VMI Totals	32	.507	.694	1265-39.5	52450-76.6
Opp. Totals	32	.448	.683	1175-36.7	72164-67.6

SOCON TOURNAMENT

First Round - VMI 71, Davidson 69
Semifinals - VMI 71, Appalachian State 64
Finals - VMI 41, Richmond 33

NCAA TOURNAMENT

First Round - VMI 81, Tennessee 75
East Region Semifinals- VMI 71, DePaul 66 (OT)
East Region Finals - Rutgers 91, VMI 75

1976-77

Record: 26-4 H: 14-0 A: 3-2 N: 9-3
SoCon: 8-2, T-1st place, Tournament Champions
Postseason: NCAA Sweet Sixteen



TEAM ROSTER

#	Name	Yr.	Pos.	Ht.	Wt.	Hometown
11	Malcolm Grimes	So.	G	6-1	171	Newport News, Va.
13	Ron Carter	Jr.	G/F	6-5	190	Pittsburgh, Pa.
14	Dave Slomski	Sr.	G/F	6-4	165	Steubenville, Ohio
22	John Krovic	Sr.	G	6-4	190	Steelton, Pa.
30	Will Bynum	Sr.	F	6-6	190	Sumter, S.C.
31	Jeryl Salmond	So.	F	6-4	193	Columbia, S.C.
32	Steve Wagner	Fr.	G	6-1	167	Richmond, Va.
35	Doug Conyers	Fr.	G	6-2	184	Staunton, Va.
40	Kelly Lombard	So.	PG	5-11	181	Bridgeport, Conn.
42	George Borojevich	Sr.	F	6-6	205	Navarre, Ohio
44	Harlan Niehaus	So.	C	6-8	219	Genoa, Ohio
45	Dave Montgomery	Jr.	C	6-7	214	Baltimore, Md.
52	Pat Kelley	Jr.	F	6-6	185	Fort Worth, Texas
Head Coach: Charlie Schmaus						
Assistant Coaches: Walt Ayers, Pete Gillen						

SEASON STATISTICS

	GP	FG%	FT%	Reb-Avg.	Pts-Avg.
Ron Carter	30	.500	.691	225-7.5	613-20.4
Will Bynum	29	.549	.676	190-6.6	515-17.8
Dave Montgomery	30	.652	.730	267-8.9	441-14.7
John Krovic	30	.473	.762	65-2.2	397-13.2
Kelly Lombard	28	.389	.767	83-3.0	134-4.8
George Borojevich	30	.510	.826	69-2.3	119-4.0
Jeryl Salmond	29	.541	.500	78-2.7	79-2.7
Malcolm Grimes	15	.563	.455	4-0.3	23-1.5
Harlan Niehaus	11	.500	.357	15-1.4	17-1.5
Pat Kelley	29	.513	.000	21-0.7	40-1.4
Steve Wagner	25	.400	.889	8-0.3	32-1.3
Doug Conyers	6	.333	.750	1-0.2	5-0.8
Dave Slomski	11	1.000	.500	2-0.2	6-0.5
VMI Totals	30	.520	.718	1098-36.6	2421-80.7
Opp. Totals	30	.436	.718	1126-37.5	2152-71.7

SOCON TOURNAMENT

Semifinals - VMI 88, East Carolina 77
Finals - VMI 69, Appalachian State 67 (OT)

NCAA TOURNAMENT

First Round - VMI 73, Duquesne 66
East Region Semifinals- Kentucky 93, VMI 78

SINGLE-GAME RECORDS • INDIVIDUAL

MOST POINTS SCORED

- 45 Reggie Williams vs. Virginia Inter mont, 11/15/06
- 42 Jason Conley vs. Western Carolina, 2/9/02
Ron Carter vs. Long Beach State, 12/29/77
- 41 Reggie Williams vs. Cornell, 12/1/06
Norm Halberstadt vs. Richmond, 2/21/61
- 40 Reggie Williams 40, vs. Liberty, 1/27/07
Reggie Williams vs. High Point, 1/10/07
- 38 Jason Conley vs. Villanova, 12/22/01
Jason Conley vs. East Tennessee State, 1/30/02
Jason Conley vs. Wofford, 2/2/02
Gay Elmore vs. James Madison, 12/2/85
John Mitchell vs. Old Dominion, 1/27/69
Mike Manis vs. Richmond, 12/19/68

MOST POINTS SCORED IN A HALF

- 30 Reggie Williams vs. Charleston Southern, 1/13/07
- 27 John Goode vs. East Tennessee State, 2/4/80

MOST FIELD GOALS MADE

- 18 Reggie Williams vs. Virginia Inter mont, 11/15/06
- 16 Lewis Preston vs. Western Carolina, 2/10/92
Bill Blair vs. Davidson, 1964
Bill Blair vs. N.C. State, 2/23/63
Norm Halberstadt vs. George Washington, 1962
Norm Halberstadt vs. George Washington, 1961

MOST FIELD GOALS ATTEMPTED

- 39 Bill Ralph vs. West Virginia, 1954

MOST FREE THROWS MADE

- 19 Gay Elmore vs. Davidson, 2/24/86
Ron Carter vs. Siena, 1/4/78

MOST FREE THROWS ATTEMPTED

- 22 Darren Sawyer vs. Marshall, 1/8/83

MOST REBOUNDS

- 31 Bill Ralph vs. Hampden-Sydney, 1954
- 28 Steve Powers vs. Davidson, 1967
Bobby Williamson vs. Lynchburg, 1955



Reggie Williams poured in 45 points against Virginia Inter mont on Nov. 15, 2006.

- 27 Karl Klinar vs. Hampden-Sydney, 1953
- 26 Steve Powers vs. George Washington, 1967
- 25 Charlie Schmaus vs. The Citadel, 1966
- 24 Steve Powers vs. East Carolina, 1968
- 23 Chuck Cotton vs. Presbyterian, 1957
Chuck Cotton vs. Roanoke, 1958
- 22 Dave Montgomery vs. The Citadel, 1/13/75
Steve Powers vs. George Washington, 1968

MOST ASSISTS

- 14 Bobby Prince vs. Western Carolina, 1/14/95
- 13 Richard Little vs. High Point, 2/25/04
Richard Little vs. James Madison, 2/9/04
Richard Little vs. Chattanooga, 3/7/03
- 12 Reggie Williams vs. Charleston Southern, 2/5/07
Richard Little vs. Liberty, 11/23/02
Mike Huffman vs. Hampden-Sydney, 12/8/84
- 11 Adam Lonon vs. Virginia Inter mont, 11/15/06
Matt Coward vs. Bluefield, 12/13/04
Darryl Faulkner vs. Elon, 11/18/97
Bobby Prince vs. Furman, 2/12/96
Bobby Prince vs. Western Carolina, 3/2/96
Bobby Prince vs. UTC, 2/13/93
Percy Covington vs. Western Carolina, 2/10/92
Percy Covington vs. The Citadel, 1/22/90
Percy Covington vs. East Tenn. State, 3/3/90

MOST BLOCKS

- 9 Eric Mann vs. The Citadel, 1/15/00
- 7 Lewis Preston vs. Marshall, 1/18/92
- 6 Matt Murrer vs. Charleston Southern, 2/5/07
Eric Mann vs. Appalachian State, 2/24/01
Lewis Preston vs. Furman, 3/4/93
Lewis Preston vs. The Citadel, 2/2/92
Lewis Preston vs. Bluefield, 11/26/90
Mike Herndon vs. West Carolina, 1/19/85

MOST STEALS

- 11 Travis Holmes vs. Bridgewater, 1/18/07
- 10 Jason Bell vs. Furman, 2/10/98
- 9 Chavis Holmes vs. Bridgewater, 1/18/07



Eric Mann blocked nine shots against The Citadel on Jan. 15, 2000.

- 8 Travis Holmes vs. Charleston Southern, 1/13/07
Jason Conley vs. Charleston Southern, 12/12/01
Jason Bell vs. UNCG, 2/15/99
Jason Bell vs. William & Mary, 1/26/95

BEST FIELD GOAL PERCENTAGE

(*min. 10 attempts*)

- 100.0 Lester Johnson vs. Radford, 12/12/94 (11-11)
- 92.3 Gay Elmore vs. Bluefield, 1/21/87 (12-13)
- 90.0 Matt Murrer vs. SVU, 12/2/03 (9-10)
Ramon Williams vs. JMU, 11/28/88 (9-10)
- 84.6 Mark Current vs. Marshall, 1/29/87 (11-13)
Geoff Hinshelwood vs. Georgia St., 12/16/78 (11-13)

BEST FREE THROW PERCENTAGE

(*min. 10 attempts*)

- 100.0 Mike Manis vs. Old Dominion, 1968 (13-13)
Robin Porter vs. West Virginia, 1/6/65 (13-13)
Bobby Prince vs. UTC, 1/30/95 (12-12)
Gay Elmore vs. App. State, 2/11/84 (12-12)
Gay Elmore vs. JMU, 11/25/84 (12-12)
John Kemper vs. Richmond, 1968 (12-12)

MOST 3-POINT FIELD GOALS MADE


- 9 Fred Robinson vs. Charleston Southern, 1/13/07
- 7 Fred Robinson vs. South Dakota State, 11/12/06
Lawrence Gullette vs. Virginia, 12/19/94
Ramon Williams vs. Richmond 2/2/89
Ramon Williams vs. Oral Roberts, 1/2/88

MOST 3-POINT FIELD GOALS ATTEMPTED

- 17 Fred Robinson vs. Charleston Southern, 1/13/07
- 16 Fred Robinson vs. Liberty, 2/21/07
Chavis Holmes vs. Coastal Carolina, 1/15/07
Fred Robinson vs. Southern Virginia, 11/20/06
- 14 Ramon Williams vs. Western Carolina, 2/12/90

BEST 3-POINT FIELD GOAL PERCENTAGE

- 100.0 Ramon Williams vs. Western Carolina, 2/13/89 (5-5)



Fred Robinson made nine three-pointers against Charleston Southern on Jan. 13, 2007.

SINGLE-GAME RECORDS • TEAM

MOST POINTS SCORED

1.	156	vs. Virginia Intermont (W, 156-95), 11/15/06
2.	144	vs. Southern Virginia (W, 144-127), 11/20/06
3.	135	vs. Lees-McRae (W, 135-75), 12/6/06
4.	125	vs. Bridgewater (W, 125-95), 1/18/07
5.	117	vs. Liberty (L, 117-122), 1/27/07
6.	116	vs. Charleston Southern (W, 116-83), 1/13/07
7.	114	vs. UNC Greensboro (W, 114-91), 11/27/78
8.	113	vs. Lynchburg (W, 113-59), 12/20/97
		vs. Bluefield (W, 113-83), 1/21/87
10.	112	vs. Radford (W, 112-65), 12/11/75
		vs. Washington & Lee (W, 112-67), 12/7/96

MOST POINTS SCORED IN A HALF

1.	78	vs. Virginia Intermont, 11/15/06 (1st)
	78	vs. Virginia Intermont, 11/15/06 (2nd)
3.	75	vs. Liberty, 1/27/07 (2nd)
4.	73	vs. Southern Virginia, 11/20/06 (1st)
5.	71	vs. Southern Virginia, 11/20/06 (2nd)

MOST POINTS ALLOWED

1.	129	vs. Penn State (L, 111-129), 12/30/06
		vs. North Carolina (L, 89-129), 12/17/94
		vs. Davidson (L, 91-129), 2/11/64
4.	127	vs. Southern Virginia (W, 144-127), 11/20/06
5.	126	vs. Furman (L, 80-126), 3/2/72
6.	125	vs. California-Irvine (L, 96-125), 11/29/80
7.	122	vs. Liberty (L, 117-122), 1/27/07
		vs. Virginia Tech (L, 61-122), 12/17/83
9.	119	vs. West Virginia Tech (L, 74-119), 1955
10.	118	vs. Liberty (L, 108-118), 2/21/07
		vs. Virginia Tech (L, 60-118), 1959

FEWEST POINTS SCORED

1.	32	vs. Coastal Carolina (L, 32-49), 1/26/04
2.	33	vs. James Madison (L, 33-58), 11/28/82
3.	36	vs. The Citadel (L, 36-47), 1/10/59
4.	37	vs. Navy (L, 37-63), 11/27/81
		vs. William & Mary (W, 37-35 OT), 2/22/72
6.	38	vs. Old Dominion (L, 38-86), 12/1/04
		vs. UT Chattanooga (L, 38-55), 1/4/84
8.	39	vs. Davidson (L, 39-70), 2/2/71
		vs. Richmond (L, 39-82), 1958
10.	41	vs. Virginia (L, 41-86), 12/4/82
		vs. Baltimore (L, 41-46), 1/24/81
		vs. Richmond (W, 41-33), 3/3/76

FEWEST POINTS ALLOWED

1.	33	vs. Southern Virginia (W, 71-33), 11/22/04
		vs. Lebanon Valley (W, 43-33), 12/1/79
		vs. Richmond (W, 41-33), 3/3/76
4.	35	vs. William & Mary (W, 37-35 OT), 2/22/72
5.	37	vs. Bridgewater (W, 51-37), 2/5/75
6.	38	vs. Warren Wilson (W, 85-38), 11/20/99
		vs. Davidson (W, 70-38), 1/11/60
8.	42	vs. East Tennessee State (W, 43-42), 1/7/81
9.	43	vs. Bethany (W, 72-43), 1/20/75
		vs. Lynchburg (W, 79-43), 1953

MOST POINTS-TWO TEAMS

1.	271	vs. Southern Virginia (W, 144-127), 11/20/06
2.	251	vs. Virginia Intermont (W, 156-95), 11/15/06
3.	240	vs. Penn State (L, 111-129), 12/30/06
4.	239	vs. Liberty (L, 117-122), 1/27/07
5.	227	vs. Howard (L, 111-116), 11/25/06

FEWEST POINTS-TWO TEAMS

1.	72	vs. William & Mary (W, 37-35 OT), 2/22/72
2.	74	vs. Richmond (W, 41-33), 3/3/76
3.	76	vs. Lebanon Valley (W, 43-33), 12/1/79
4.	81	vs. Coastal Carolina (L, 32-49), 1/26/04
5.	83	vs. The Citadel (L, 36-47), 1/10/59

LARGEST MARGIN OF VICTORY

1.	61	vs. Virginia Intermont (156-95), 11/15/06
2.	60	vs. Lees-McRae (135-75), 12/6/06
3.	58	vs. Albright (111-53), 11/22/96
4.	54	vs. Lynchburg (113-59), 12/20/97
5.	49	vs. Bluefield (95-46), 1/31/90
6.	48	vs. Liberty (106-58), 12/1/75
7.	47	vs. Warren Wilson (85-38), 11/20/99
		vs. Radford (112-65), 12/11/75
9.	46	vs. Southern Virginia (105-59), 12/10/05
		vs. Eastern Mennonite (107-61), 12/18/96
		vs. Eastern Mennonite (96-50), 12/8/88

LARGEST MARGIN OF DEFEAT

1.	61	vs. Virginia Tech (61-122), 12/17/83
2.	59	vs. West Virginia (50-109), 12/2/57
3.	58	vs. Virginia Tech (60-118), 1959
4.	52	vs. George Washington (54-106), 12/17/55
		vs. George Washington (52-104), 1954

MOST FIELD GOALS MADE

1.	60	vs. Virginia Intermont, 11/15/06
2.	58	vs. Southern Virginia, 11/20/06
3.	49	vs. Lees-McRae, 12/6/06
		vs. Salem, 1/10/76

FEWEST FIELD GOALS MADE

1.	10	vs. Coastal Carolina, 1/26/04
----	----	-------------------------------

FEWEST FIELD GOALS ALLOWED

1.	12	vs. William & Mary, 2/22/72
----	----	-----------------------------

MOST FIELD GOALS ATTEMPTED

1.	118	vs. Virginia Intermont, 11/15/06
2.	109	vs. Southern Virginia, 11/20/06
3.	99	vs. Bridgewater, 1/18/07
4.	94	vs. Mercer, 12/9/06
5.	93	vs. Eastern Mennonite, 12/18/96

BEST FIELD GOAL PERCENTAGE

1.	71.4	vs. Appalachian State, 1987 (30-42)
----	------	-------------------------------------

MOST 3-POINT FIELD GOALS MADE

1.	22	vs. Lees-McRae, 12/6/06
2.	21	vs. Charleston Southern, 1/13/07
		vs. Virginia Intermont, 11/15/06
4.	20	vs. Southern Virginia, 11/20/06
5.	19	vs. Bridgewater, 1/18/07
		vs. Penn State, 12/30/06
		vs. Cornell, 12/1/06
		vs. Howard, 11/25/06
9.	17	vs. Western Carolina, 1997
		vs. Shenandoah, 11/25/91

MOST 3-POINT FIELD GOALS ATTEMPTED

1.	61	vs. Virginia Intermont, 11/15/06
2.	59	vs. Southern Virginia, 11/20/06
3.	56	vs. Charleston Southern, 1/13/07

4.	55	vs. Bridgewater, 1/18/07
5.	54	vs. Penn State, 12/30/06
		vs. Cornell, 12/1/06
7.	50	vs. Coastal Carolina, 1/15/07
8.	49	vs. Lees-McRae, 12/6/06
9.	48	vs. Mercer, 12/9/06
10.	47	vs. South Dakota State, 11/12/06
		vs. Ohio State, 11/10/06

BEST 3-POINT FIELD GOAL PERCENTAGE

1.	87.5	vs. Western Carolina, 1989 (7-8)
----	------	----------------------------------

MOST FREE THROWS MADE

1.	38	vs. West Virginia Tech, 1955
----	----	------------------------------

MOST FREE THROWS ATTEMPTED

1.	53	vs. The Citadel, 1956
----	----	-----------------------

FEWEST FREE THROWS MADE

1.	2	vs. William & Mary, 1/23/91
		vs. Roanoke, 12/9/87
		vs. UTC, 1984
		vs. Old Dominion, 1/15/76

FEWEST FREE THROWS ATTEMPTED

1.	2	vs. Roanoke, 12/9/87
----	---	----------------------

FEWEST FREE THROWS ALLOWED

1.	1	vs. Army, 11/21/05
----	---	--------------------

FEWEST FREE THROWS ATT. ALLOWED

1.	2	vs. Army, 11/21/05
----	---	--------------------

BEST FREE THROW PERCENTAGE

(min. 15 attempts)

1.	97.3	vs. Richmond, 1968 (37-38)
----	------	----------------------------

MOST ASSISTS

1.	39	vs. Virginia Intermont, 11/15/06
2.	36	vs. Southern Virginia, 11/20/06
3.	34	vs. Bridgewater, 1/18/07
4.	30	vs. Eastern Mennonite, 12/14/02

MOST STEALS

1.	35	vs. Virginia Intermont, 11/15/06
2.	28	vs. Southern Virginia, 11/20/06
3.	26	vs. Bridgewater, 1/18/07
4.	25	vs. Bluefield, 1/22/92

MOST BLOCKS

1.	15	vs. Appalachian State, 2003
----	----	-----------------------------

MOST PERSONAL FOULS

1.	38	vs. Radford, 2/14/07
2.	37	vs. Penn State, 12/30/06
	37	vs. Furman, 1981

MOST TURNOVERS

1.	41	vs. Marshall, 1984
----	----	--------------------

MOST OVERTIME PERIODS

1.	4	vs. The Citadel (L, 78-81), 2/13/67
----	---	-------------------------------------



SINGLE-SEASON RECORDS • INDIVIDUAL

POINTS			FIELD GOALS MADE			3-POINT FG MADE			BLOCKS		
1. Reggie Williams	928	2006-07	1. Reggie Williams	338	2006-07	1. Chavis Holmes	108	2006-07	1. Lewis Preston	65	1991-92
2. Jason Conley	820	2001-02	2. Jason Conley	285	2001-02	2. Fred Robinson	85	2006-07	2. Lewis Preston	64	1990-91
3. Ron Carter	736	1977-78	3. Ron Carter	274	1977-78	3. Jason Conley	79	2001-02	3. Matt Murrer	58	2006-07
4. Gay Elmore	713	1986-87	4. Gay Elmore	266	1986-87	4. Ramon Williams	77	1988-89	Eric Mann	58	2000-01
5. Gay Elmore	637	1985-86	5. Ron Carter	246	1976-77	5. Reggie Williams	76	2006-07	5. Eric Mann	51	1999-00
6. Chavis Holmes	615	2006-07	6. Gay Elmore	232	1985-86	Ramon Williams	76	1989-90	6. Lewis Preston	48	1992-93
7. Ron Carter	613	1976-77	7. Ron Carter	231	1975-76	7. Darryl Faulkner	74	1997-98	7. Eric Mann	47	1997-98
8. Charlie Schmaus	595	1965-66	8. Charlie Schmaus	228	1965-66	8. Travis Holmes	71	2006-07	8. Mike Herndon	37	1984-85
9. Damon Williams	579	1989-90	9. Damon Williams	217	1989-90	9. Darryl Faulkner	68	1996-97	9. Mike Herndon	33	1983-84
Gay Elmore	570	1984-85	John Mitchell	217	1968-69	10. Matt Murrer	63	2006-07	Mike Herndon	33	1982-83
SCORING AVERAGE			FIELD GOALS ATTEMPTED			3-POINT FG ATTEMPTED			BLOCKS PER GAME		
1. Jason Conley	29.3	2001-02	1. Reggie Williams	636	2006-07	1. Fred Robinson	282	2006-07	1. Lewis Preston	2.4	1991-92
2. Reggie Williams	28.1	2006-07	2. Jason Conley	610	2001-02	2. Chavis Holmes	277	2006-07	2. Lewis Preston	2.3	1990-91
3. Ron Carter	26.3	1977-78	3. Gay Elmore	535	1986-87	3. Reggie Williams	238	2006-07	3. Eric Mann	2.1	2000-01
4. Charlie Schmaus	25.9	1965-66	4. Charlie Schmaus	528	1965-66	4. Jason Conley	237	2001-02	4. Matt Murrer	1.9	2006-07
5. Gay Elmore	25.5	1986-87	5. Ron Carter	515	1977-78	5. Matt Murrer	202	2006-07	5. Eric Mann	1.8	1997-98
6. John Mitchell	23.2	1968-69	6. Gay Elmore	511	1985-86	6. Travis Holmes	195	2006-07	6. Lewis Preston	1.8	1992-93
7. Gay Elmore	22.8	1985-86	7. Ron Carter	492	1976-77	7. Darryl Faulkner	193	1997-98	7. Eric Mann	1.8	1999-00
8. Norm Halberstadt	22.5	1960-61	8. Norm Halberstadt	489	1960-61	8. Ben Rand	184	2002-03	8. Mike Herndon	1.2	1984-85
9. Norm Halberstadt	22.4	1961-62	9. Norm Halberstadt	469	1961-62	9. Ramon Williams	177	1989-90	9. Mike Herndon	1.2	1983-84
10. Damon Williams	20.7	1989-90	10. Bill Ralph	466	1953-54	10. Lawrence Gullette	171	1994-95	Mike Herndon	1.2	1982-83
REBOUNDS			FREE THROW PERCENTAGE (Min. 2 made per game)			3-POINT FG PERCENTAGE (Min. 2 made per game)			STEALS		
1. Bill Ralph	330	1953-54	1. Andy Kolesar	.879	1979-80	1. Ramon Williams	.470	1988-89	1. Travis Holmes	111	2006-07
2. Steve Powers	318	1966-67	2. Andy Kolesar	.878	1978-79	2. Damon Williams	.450	1989-90	2. Chavis Holmes	90	2006-07
3. Bobby Williamson	316	1954-55	3. John Krovic	.875	1975-76	3. Ramon Williams	.429	1989-90	3. Jason Conley	82	2001-02
4. Eric Mann	294	2000-01	4. John Mitchell	.868	1968-69	4. Darryl Faulkner	.425	1996-97	4. Jason Bell	79	1997-98
5. Steve Powers	285	1967-68	5. John Mitchell	.865	1966-67	5. Chavis Holmes	.390	2006-07	5. Jason Bell	77	1998-99
6. Dave Montgomery	269	1974-75	6. John Mitchell	.864	1967-68	6. Darryl Faulkner	.383	1997-98	6. Bobby Prince	65	1994-95
7. Dave Montgomery	267	1976-77	7. Gay Elmore	.856	1994-85	7. Lawrence Gullette	.378	1995-96	7. Aaron Demory	62	1999-00
8. Dave Montgomery	267	1977-78	8. Bobby Prince	.855	1994-95	8. Darryl Faulkner	.377	1993-94	Percy Covington	62	1989-90
9. Dave Montgomery	265	1975-76	9. Ralph Lawson	.850	1958-59	9. Travis Holmes	.364	2006-07	9. Richard Little	60	2002-03
Charlie Schmaus	265	1965-66	10. Mike Manis	.843	1968-69	10. Maurice Spencer	.343	1996-97	10. Richard Little	56	2003-04
REBOUNDING AVERAGE			FREE THROWS MADE			ASSISTS			STEALS PER GAME		
1. Steve Powers	15.1	1966-67	1. Ron Carter	188	1977-78	1. Richard Little	216	2002-03	1. Travis Holmes	3.4	2006-07
2. Bill Ralph	14.3	1953-54	2. Reggie Williams	176	2006-07	2. Bobby Prince	173	1994-95	2. Jason Bell	3.0	1998-99
3. Bobby Williamson	13.7	1954-55	3. Gay Elmore	173	1985-86	3. Richard Little	165	2003-04	3. Jason Conley	2.9	2001-02
4. Steve Powers	13.6	1967-68	4. Jason Conley	171	2001-02	4. Mike Huffman	164	1984-85	4. Jason Bell	2.9	1997-98
5. Charlie Schmaus	11.5	1965-66	5. Gay Elmore	167	1984-85	5. Bobby Prince	156	1995-96	5. Chavis Holmes	2.8	2006-07
6. Charlie Schmaus	11.2	1964-65	6. Gay Elmore	158	1986-87	6. Percy Covington	152	1989-90	6. Percy Covington	2.5	1989-90
7. Eric Mann	10.5	2000-01	7. Gay Elmore	151	1983-84	7. Reggie Williams	146	2006-07	7. Bobby Prince	2.4	1994-95
8. Karl Klinar	10.5	1953-54	8. Charlie Schmaus	139	1965-66	8. Darryl Faulkner	134	1997-98	8. Jason Bell	2.2	1996-97
9. Dave Montgomery	10.3	1974-75	9. Chavis Holmes	131	2006-07	9. Matt Coward	132	2004-05	9. Aaron Demory	2.1	1999-00
10. Joe Gedro	9.8	1959-60	10. Jonathan Penn	129	1991-92	10. Richard Little	130	2001-02	10. Aaron Demory	2.0	1998-99
			Robin Porter	129	1965-66						
FIELD GOAL PERCENTAGE (Min. 3 made per game)			FREE THROWS ATTEMPTED			ASSISTS PER GAME					
1. Dave Montgomery*	.652	1976-77	1. Reggie Williams	267	2006-07	1. Richard Little	7.2	2002-03			
2. Matt Murrer	.650	2005-06	2. Ron Carter	228	1977-78	2. Bobby Prince	6.4	1994-95			
3. Matt Murrer	.582	2003-04	3. Jason Conley	209	2001-02	3. Percy Covington	6.1	1989-90			
4. Dave Montgomery	.569	1974-75	Gay Elmore	209	1985-86	4. Richard Little	5.9	2003-04			
5. Dave Montgomery	.563	1975-76	5. Gay Elmore	207	1986-87	5. Bobby Prince	5.6	1995-96			
6. Mark Craft	.559	1988-89	6. Nick Richardson	202	2000-01	6. Mike Huffman	5.5	1984-85			
7. Jeff Gausepohl	.556	1962-63	7. Eric Mann	196	2000-01	7. Darryl Faulkner	5.0	1997-98			
8. Jeff Gausepohl	.554	1964-65	8. Gay Elmore	195	1984-85	8. Matt Coward	4.9	2004-05			
9. Will Bynum	.549	1976-77	9. Karl Klinar	190	1953-54	9. Richard Little	4.6	2001-02			
10. George Borojevich	.549	1974-75	10. Gay Elmore	184	1983-84	10. Kelly Lombard	4.5	1976-77			

* - Second Best In Nation in 1976-77



SINGLE-SEASON RECORDS • TEAM

HIGHEST WIN PERCENTAGE

1.	.867	1976-77	26-4
2.	.750	1977-78	21-7
3.	.688	1976-76	22-10
4.	.643	1995-96	18-10
5.	.533	1984-85	16-14

MOST WINS

1.	26	1976-77	26-4
2.	22	1975-76	22-10
3.	21	1977-78	21-7
4.	18	1995-96	18-10
5.	16	1984-85	16-14

MOST CONSECUTIVE WINS

1.	21	12/4/76-2/14/77
2.	10	1/14/78-2/11/78 2/11/76-3/18/76
4.	7	2/3/96-2/17/96
5.	6	1/24/90-2/5/90 1/11/75-1/22/75

MOST CONSECUTIVE HOME WINS

1.	35	2/5/76-12/16/78
2.	13	2/27/95-2/17/96 12/6/89-1/12/91
4.	9	2/26/75-1/21/76
5.	8	12/11/67-12/5/68

FEWEST WINS

1.	1	1981-82	1-25
		1970-71	1-25
3.	2	1982-83	2-25
4.	4	Five Seasons	

MOST CONSECUTIVE LOSSES

1.	24	2/14/70-2/8/71
2.	23	2/4/81-1/28/82
3.	18	1/3/82-2/23/82
4.	17	12/6/99-2/12/00
5.	16	1/17/93-3/4/93

MOST OVERTIME GAMES

1.	5	1984-85	2-3 record
2.	4	1988-89	1-3 record
		1971-72	2-2 record
4.	3	1959-60	2-1 record
5.	2	14 Seasons	

MOST 100-POINT GAMES

1.	17	2006-07	10-7 record
2.	5	1995-96	5-0 record
3.	3	1996-97	3-0 record
		1977-78	3-0 record
		1975-76	3-0 record

CONSECUTIVE 100-POINT GAMES

1.	4	2/5/07-2/21/07 1/18/07-1/27/07
3.	3	11/12/06-11/20/06
4.	2	1/10/07-1/13/07 12/6/06-12/9/06 12/2/95-12/4/95 1/28/77-1/30/77

MOST POINTS

1.	3331	2006-07	(33 games)
2.	2450	1975-76	(32 games)
3.	2421	1976-66	(30 games)
4.	2358	1995-96	(28 games)
5.	2247	1977-78	(28 games)

HIGHEST POINTS PER GAME

1.	100.9	2006-07	(33 games)
2.	84.2	1995-96	(28 games)
3.	81.1	1974-75	(26 games)
4.	80.7	1976-77	(30 games)
5.	80.2	1977-78	(28 games)

LOWEST POINTS PER GAME

1.	56.9	1982-83
2.	57.4	2003-04
3.	60.3	1983-84
4.	61.7	1981-82
5.	62.1	1984-85

HIGHEST SCORING MARGIN

1.	9.0	1976-77
2.	8.9	1975-76
3.	6.4	1977-78
4.	4.6	1995-96
5.	2.8	2006-07

MOST POINTS ALLOWED

1.	3240	2006-07	(33 games)
2.	2370	1994-95	(27 games)
3.	2300	2001-02	(28 games)
4.	2247	1999-00	(29 games)
5.	2228	1995-96	(28 games)

HIGHEST AVG. POINTS ALLOWED

1.	98.2	2006-07
2.	87.8	1994-95
3.	85.0	1960-61
4.	83.7	1981-82
5.	82.8	1971-72

LOWEST AVG. POINTS ALLOWED

1.	60.5	1984-85
2.	67.6	1975-76
3.	68.3	1983-84
4.	69.4	2003-04
5.	70.1	2004-05

MOST FIELD GOALS MADE

1.	1176	2006-07	(33 games)
2.	992	1976-76	(32 games)
3.	940	1976-77	(30 games)
4.	869	1977-78	(28 games)
5.	860	1989-90	(29 games)

MOST FIELD GOALS ATTEMPTS

1.	2696	2006-07	(33 games)
2.	1958	1975-76	(32 games)
3.	1942	1995-96	(28 games)
4.	1855	1994-95	(27 games)
5.	1849	2001-02	(28 games)

HIGHEST FIELD GOAL PCT.

1.	.520	1976-77	940-1806
2.	.507	1975-76	992-1958
3.	.487	1988-89	821-1687
4.	.487	1977-78	869-1786
5.	.485	1974-75	864-1782

LOWEST FIELD GOAL PCT.

1.	.360	1953-54	
2.	.372	1958-59	422-1133
3.	.373	1971-72	610-1634
4.	.374	1959-60	565-1512
5.	.378	1970-71	615-1626

MOST FREE THROWS MADE

1.	541	1976-77	(30 games)
2.	537	2006-07	(33 games)
3.	509	1977-78	(28 games)
4.	469	1995-96	(28 games)
5.	466	1975-76	(32 games)

MOST FREE THROW ATTEMPTS

1.	815	2006-07	(33 games)
2.	753	1976-77	(30 games)
3.	710	1971-72	(25 games)
4.	691	1977-78	(28 games)
5.	671	1975-76	(32 games)

HIGHEST FREE THROW PCT.

1.	.758	1979-80	461-608
2.	.754	1967-68	421-558
3.	.753	1995-96	469-623
4.	.745	1986-87	360-483
5.	.739	1959-60	337-456

LOWEST FREE THROW PCT.

1.	.586	1957-58	
2.	.601	1969-70	387-644
3.	.606	1972-73	352-581
4.	.619	2000-01	412-666
5.	.620	1999-00	399-644

MOST 3-POINT FG MADE

1.	442	2006-07	(33 games)
2.	247	1994-95	(27 games)
3.	223	1995-96	(28 games)
4.	205	2001-02	(28 games)
5.	205	1997-98	(27 games)

MOST 3-POINT FG ATTEMPTS

1.	1383	2006-07	(33 games)
2.	732	1994-95	(27 games)
3.	650	1995-96	(28 games)
4.	646	2001-02	(28 games)
5.	611	1997-98	(27 games)

3-POINT FIELD GOAL PCT.

1.	.440	1988-89	133-302
2.	.400	1989-90	173-432
3.	.382	1987-88	107-280
4.	.354	1986-87	85-240
5.	.346	1991-92	148-428

MOST REBOUNDS

1.	1265	1975-76	(32 games)
2.	1262	2006-07	(33 games)
3.	1178	1965-66	(23 games)
4.	1155	1974-75	(26 games)
5.	1149	1971-72	(25 games)

REBOUNDS PER GAME

1.	51.2	1965-66	(23 games)
2.	49.2	1964-65	(21 games)
3.	46.6	1966-67	(21 games)
4.	46.0	1971-72	(25 games)
5.	45.3	1960-61	(22 games)

HIGHEST REBOUND MARGIN

1.	6.0	1954-55
2.	5.6	1977-78
3.	4.1	1974-75
4.	3.2	1964-65
5.	2.8	1975-76

MOST ASSISTS

1.	681	2006-07	(33 games)
2.	445	2002-03	(30 games)
3.	438	1976-77	(30 games)
4.	436	2001-02	(28 games)
5.	404	1995-96	(28 games)

ASSISTS PER GAME

1.	20.6	2006-07	(33 games)
2.	15.6	2001-02	(28 games)
3.	14.8	2002-03	(30 games)
4.	14.6	1976-77	(30 games)
5.	14.5	1997-98	(27 games)

MOST BLOCKED SHOTS

1.	119	2006-07	(33 games)
2.	110	2002-03	(30 games)
3.	107	1990-91	(28 games)
4.	97	1999-00	(29 games)
5.	94	1997-98	(27 games)

BLOCKED SHOTS PER GAME

1.	3.8	1990-91	(28 games)
2.	3.7	2002-03	(30 games)
3.	3.6	2006-07	(33 games)
4.	3.5	1997-98	(27 games)
5.	3.3	1999-00	(29 games)

MOST STEALS

1.	490	2006-07	(33 games)
2.	297	1998-99	(27 games)
3.	287	2001-02	(28 games)
4.	280	1997-98	(27 games)
		1996-97	(28 games)

STEALS PER GAME

1.	14.8	2006-07	(33 games)
2.	11.0	1998-99	(27 games)
3.	10.4	1997-98	(27 games)
4.	10.3	2001-02	(28 games)
5.	10.0	1996-97	(28 games)



CAREER RECORDS

1,000-POINT CLUB

1. Gay Elmore	2,422	1983-87
2. Ron Carter	2,228	1974-78
3. Reggie Williams	1,861	2004-Pres.
4. Ramon Williams	1,630	1986-90
5. Damon Williams	1,622	1986-90
6. Will Bynum	1,606	1973-77
7. Radee Skipworth	1,588	2000-04
8. John Krovic	1,559	1973-77
9. Andy Kolesar	1,460	1977-81
10. Cedric Wins	1,459	1981-85
11. Lawrence Gullette	1,367	1991-96
12. Jason Bell	1,365	1995-99
13. Dave Montgomery	1,329	1974-78
14. Charlie Schmaus*	1,328	1963-66
15. Norm Halberstadt*	1,315	1959-62
16. Dennis Johnson	1,253	1977-81
17. Darren Sawyer	1,219	1981-85
18. Matt Murrer	1,200	2002-07
19. Bill Ralph*	1,175	1951-54
20. Jonathan Penn	1,153	1989-93
21. John Mitchell*	1,150	1966-69
22. Lewis Preston	1,146	1989-93
23. Darryl Faulkner	1,121	1993-98
24. John Goode	1,096	1977-81
25. Karl Klinar*	1,078	1951-54
26. Nick Richardson	1,075	1997-01
27. Aaron Demory	1,069	1996-00
28. Jason Conley	1,042	2000-03
29. Maurice Spencer	1,039	1993-97
30. Bill Blair*	1,023	1961-64
31. Greg Fittz	1,006	1987-91

SCORING AVERAGE

1. Gay Elmore	21.4	1983-87
2. Reggie Williams	21.4	2004-Pres.
3. Norm Halberstadt	21.2	1959-62
4. Charlie Schmaus*	19.5	1963-66
5. Ron Carter	19.2	1974-78
6. John Mitchell*	17.7	1966-69
7. Bill Blair*	17.3	1961-64
8. Bill Ralph*	16.5	1951-54
9. Karl Klinar*	16.1	1951-54
10. Robin Porter	15.6	1964-66

REBOUNDS

1. Dave Montgomery	1,068	1974-78
2. Bill Ralph*	919	1951-54
3. Eric Mann	841	1996-01
4. Ron Carter	809	1974-78
5. Karl Klinar*	760	1951-54
6. Charlie Schmaus*	715	1963-66
7. Steve Powers*	675	1965-68
8. Chuck Cotton	661	1955-59
9. Mark Craft	650	1977-81
10. Will Bynum	640	1973-77

REBOUNDING AVERAGE

1. Bill Ralph*	12.9	1951-54
2. Karl Klinar*	11.2	1951-54
3. Steve Powers*	10.9	1965-68
4. Charlie Schmaus*	10.5	1963-66
5. Dave Montgomery	9.2	1974-78
6. Bill Coupland*	8.8	1954-57
7. Bobby Watson*	8.4	1961-64
8. Chuck Cotton	8.4	1955-59
9. Eric Mann	7.8	1996-01
10. Denny Clark*	7.5	1966-69

FIELD GOAL PERCENTAGE


1. Dave Montgomery	.580	1974-78
2. Jeff Gausepohl*	.552	1962-65
3. Matt Murrer	.541	2003-07
4. Will Bynum	.528	1973-77
5. George Borojevich	.526	1973-77
6. Lewis Preston	.523	1989-93
7. Ron Carter	.518	1974-78
8. Mike Herndon	.516	1981-85
9. Mark Craft	.507	1986-90
10. Mark Current	.498	1983-87

FIELD GOALS MADE

1. Gay Elmore	873	1982-87
2. Ron Carter	870	1974-78
3. John Krovic	666	1973-77
4. Reggie Williams	664	2004-Pres.
5. Will Bynum	639	1973-77

FIELD GOALS ATTEMPTED

1. Gay Elmore	1858	1982-87
2. Ron Carter	1679	1974-78
3. Reggie Williams	1365	2004-Pres.



Ron Carter ranks second in points, field goals made and free throws made.

4. Radee Skipworth	1362	2000-04
5. John Krovic	1355	1973-77

FREE THROW PERCENTAGE

1. John Mitchell*	.866	1966-69
2. Andy Kolesar	.849	1977-81
3. Bobby Prince	.841	1992-96
4. Mike Manis	.837	1967-69
5. Gay Elmore	.816	1983-87
6. Robin Porter	.807	1964-66
7. Damon Williams	.806	1986-90
8. Jason Conley	.799	2001-03
9. Maurice Spencer	.783	1993-97
10. Ramon Williams	.780	1986-90

FREE THROWS MADE

1. Gay Elmore	653	1982-87
2. Ron Carter	488	1974-78
3. Reggie Williams	380	2004-Pres.
4. Karl Klinar	354	1951-54
5. Will Bynum	328	1973-77

FREE THROWS ATTEMPTED

1. Gay Elmore	800	1982-87
2. Ron Carter	671	1974-78
3. Karl Klinar*	545	1951-54
4. Reggie Williams	533	2004-Pres.
5. Darren Sawyer	454	1981-85

3-POINT FG PERCENTAGE

1. Ramon Williams	.427	1986-90
2. Damon Williams	.419	1986-90
3. Percy Covington	.396	1988-92
4. Darryl Faulkner	.395	1993-98
5. Bryan Woolsey	.380	1991-95



Gay Elmore is VMI's career leader with 2,422 points, 873 field goals made and 653 free throws made.

CAREER RECORDS



Richard Little is the career leader with 608 assists.

6. Chavis Holmes	.372	2005-Pres.
7. Travis Holmes	.350	2005-Pres.
8. Lawrence Gullette	.349	1992-96
9. Jonathan Penn	.342	1989-93
10. Maurice Spencer	.341	1993-97

3-POINT FG MADE

1. Ramon Williams	206	1986-90
2. Darryl Faulkner	199	1993-98
3. Lawrence Gullette	158	1992-96
4. Reggie Williams	153	2004-Pres.
5. Fred Robinson	143	2003-07

3-POINT FG ATTEMPTED

1. Darryl Faulkner	504	1993-98
2. Reggie Williams	495	2004-Pres.
3. Ramon Williams	482	1986-90
4. Fred Robinson	479	2003-07
5. Lawrence Gullette	453	1992-96

ASSISTS

1. Richard Little	608	2000-04
2. Mike Huffman	480	1982-86
3. Bobby Prince	452	1992-96
4. Percy Covington	432	1988-92
5. Kelly Lombard	383	1975-79
6. Darryl Faulkner	333	1993-98
7. Andy Kolesar	278	1975-81
8. Reggie Williams	271	2004-Pres.
9. Andre Quarles	254	1995-00
10. Tom Savage	238	1977-81

ASSISTS PER GAME

1. Richard Little	5.3	2001-04
2. Mike Huffman	4.3	1983-86
3. Bobby Prince	4.3	1992-96

4. Matt Coward	4.0	2003-06
5. Darryl Faulkner	4.0	1993-98
6. Percy Covington	4.0	1989-92
7. Kelly Lombard	3.4	1976-79
8. Reggie Williams	3.1	2004-Pres.
9. Ben Rand	3.0	2001-03
10. Travis Holmes	2.7	2005-Pres.

BLOCKS

1. Lewis Preston	202	1990-93
2. Eric Mann	184	1997-01
3. Tim Allmond	110	2002-05
4. Mike Herndon	103	1982-85
5. Matt Murrer	89	2003-07
6. Zach Batte	62	1998-03
7. Jonathan Goodman	59	1990-94
8. Aaron Demory	55	1996-00
9. Larry Osborne	54	1992-96
10. Tadas Mankevicius	52	2002-06

STEALS

1. Jason Bell	240	1995-99
2. Percy Covington	196	1989-92
3. Aaron Demory	180	1996-00
4. Richard Little	168	2001-04
5. Travis Holmes	159	2005-Pres.
6. Bobby Prince	157	1993-96
7. Darryl Faulkner	150	1993-98
8. Ramon Williams	143	1986-90
9. Mike Huffman	135	1982-86
10. Maurice Spencer	133	1993-97

STEALS PER GAME

1. Travis Holmes	2.7	2005-Pres.
2. Jason Bell	2.4	1994-99
3. Chavis Holmes	2.2	2005-Pres.
4. Darryl Faulkner	1.8	1993-98
5. Percy Covington	1.8	1988-92

DOUBLE-FIGURE SCORING GAMES

1. Gay Elmore	110	1983-87
2. Ron Carter	99	1974-78
3. Cedric Wins	89	1981-85
4. John Krovic	85	1973-77
Radee Skipworth	85	2000-04
6. Will Bynum	84	1973-77
7. Damon Williams	82	1986-90
8. Ramon Williams	81	1986-90
9. Reggie Williams	78	2004-Pres.
10. Lawrence Gullette	75	1992-96

20+ POINT SCORING GAMES

1. Gay Elmore	68	1983-87
2. Ron Carter	60	1974-78
3. Reggie Williams	43	2004-Pres.
4. Jason Conley	34	2000-03
5. Norm Halberstadt*	32	1959-62
Damon Williams	32	1986-90
7. Ramon Williams	30	1986-90

8. Bill Blair*	27	1961-64
Charlie Schmaus*	27	1963-66
John Mitchell*	27	1966-69

30+ POINT SCORING GAMES

1. Reggie Williams	17	2004-Pres.
2. Gay Elmore	15	1983-87
3. Jason Conley	12	2000-02
4. Norm Halberstadt*	10	1959-62
Charlie Schmaus*	10	1963-66
6. Ron Carter	9	1974-78
7. Ramon Williams	6	1986-90
8. Andy Kolesar	5	1977-81
9. Bill Blair*	4	1961-64
John Mitchell*	4	1966-69
Damon Williams	4	1986-90

CONSECUTIVE DOUBLE-FIGURE GAMES

1. Damon Williams	63	1988-90
2. Gay Elmore	50	1986-87
3. Jason Conley	37	2001-02
4. Gay Elmore	34	1984-85
5. Ron Carter	33	1976-77
6. Ramon Williams	31	1988-89
7. Ron Carter	30	1977-78
8. John Mitchell	29	1967-68
9. Jason Bell	28	1998-99
10. Jonathan Penn	27	1990-93

MISCELLANEOUS RECORDS


MOST CONSECUTIVE FT MADE -

31, Gay Elmore, 1983-84

MOST CONSECUTIVE 20+ POINT GAMES-

19, Ron Carter, 1978

*- 3 year career, all others as indicated



Ramon Williams is the career leader in 3-Point FG Percentage and 3-Point Field Goals Made.

ANNUAL LEADERS

SCORING				REBOUNTING			FIELD GOAL PCT.			FREE THROW PCT.		
Year	Leader	Pts.	Avg.	Leader	Reb.	Avg.	Leader	FG Pct.	FG-FGA	Leader	FT Pct.	FT-FTA
1953-54	Bill Ralph	447	19.4	Bill Ralph	330	14.3	Karl Klinar	.413	124-300	Don Colwell	.739	68-92
1954-55	Bobby Williamson	280	12.2	Bobby Williamson	316	13.7	Bobby Williamson	.466	83-178	Frank Walter	.826	53-64
1955-56	Bill Coupland	314	13.7	Bill Coupland	181	7.9	Bill Coupland	.432	115-266	Don Nyman	.714	70-98
1956-57	Bill Coupland	334	12.8	Chuck Cotton	224	9.7	Ralph Lawson	.456	104-228	Dave Goode	.708	75-106
1957-58	Chuck Cotton	226	13.3	Chuck Cotton	152	8.9	Ralph Lawson	.445	109-245	Ralph Lawson	.649	61-94
1958-59	Chuck Cotton	272	16.0	Chuck Cotton	135	7.9	Chuck Cotton	.414	99-239	Ralph Lawson	.850	68-80
1959-60	Norm Halberstadt	372	18.6	Joe Gedro	195	9.8	Roy Quinn	.432	98-227	Roy Quinn	.776	52-67
1960-61	Norm Halberstadt	495	22.5	Frank Oley	163	7.8	Norm Halberstadt	.409	200-489	Norm Halberstadt	.754	68-80
1961-62	Norm Halberstadt	448	22.4	Bobby Watson	218	9.1	John Yurachek	.475	76-160	Norm Halberstadt	.733	66-90
1962-63	Bill Blair	418	19.9	John Yurachek	180	9.0	Jeff Gausepohl	.556	70-126	Bill Blair	.812	82-101
1963-64	Bill Blair	432	18.0	Bobby Watson	218	9.1	Jeff Gausepohl	.547	70-128	Jeff Gausepohl	.769	93-121
1964-65	Charlie Schmaus	389	18.5	Charlie Schmaus	235	11.2	Jeff Gausepohl	.554	72-130	John Prosser	.795	62-78
1965-66	Charlie Schmaus	595	25.9	Charlie Schmaus	265	11.5	John Hartung	.471	73-155	Robin Porter	.816	129-158
1966-67	John Kemper	297	14.1	Steve Powers	318	15.1	John Mitchell	.435	117-269	John Mitchell	.865	45-52
1967-68	John Kemper	383	18.2	Steve Powers	285	13.6	John Mitchell	.459	134-292	John Mitchell	.864	70-81
1968-69	John Mitchell	533	23.2	Denny Clark	174	7.6	John Mitchell	.483	217-449	John Mitchell	.868	99-114
1969-70	Jan Essenburg	348	13.9	Fred Allison	184	7.4	Jim Gillespie	.479	80-167	Jerry Renfro	.728	83-114
1970-71	Jan Essenburg	411	15.8	Jan Essenburg	168	6.5	Jim Sefick	.452	118-261	Jerry Renfro	.791	53-67
1971-72	Charlie Tyler	316	12.6	Bob Frank	203	8.1	David Lester	.466	88-189	Bob Frank	.688	75-109
1972-73	Gordie Rawlyk	254	9.8	Charlie Tyler	177	6.8	David Lester	.511	92-180	Steve Chapin	.806	50-62
1973-74	John Krovic	345	14.4	Charlie Tyler	159	6.6	John Krovic	.488	156-320	Will Bynum	.738	48-65
1974-75	John Krovic	389	15.0	Dave Montgomery	269	10.3	Dave Montgomery	.569	116-204	Will Bynum	.808	59-73
1975-76	Ron Carter	574	17.9	Dave Montgomery	265	8.3	Dave Montgomery	.563	126-224	John Krovic	.875	70-80
1976-77	Ron Carter	613	20.4	Dave Montgomery	267	8.9	Dave Montgomery	.652	161-247	Will Bynum	.767	115-150
1977-78	Ron Carter	736	26.3	Dave Montgomery	267	9.5	Ron Carter	.532	274-515	Ron Carter	.825	188-228
1978-79	Andy Kolesar	399	14.8	John Goode	139	5.8	John Goode	.509	112-220	Andy Kolesar	.878	79-90
1979-80	Andy Kolesar	498	19.2	John Goode	203	7.5	Andy Kolesar	.544	202-371	Andy Kolesar	.879	94-107
1980-81	Andy Kolesar	376	13.9	Geoff Hinshelwood	156	6.0	John Goode	.532	109-205	Andy Kolesar	.805	66-82
1981-82	Mark Vest	425	16.3	Mark Vest	155	6.0	Mark Vest	.469	168-358	Mark Vest	.793	88-111
1982-83	Darren Sawyer	379	15.2	Darren Sawyer	124	5.0	Cedric Wins	.450	158-351	Cedric Wins	.750	75-100
1983-84	Gay Elmore	478	18.3	Gay Elmore	148	5.7	Cedric Wins	.477	133-279	Gay Elmore	.821	151-184
1984-85	Gay Elmore	579	20.0	Darren Sawyer	157	5.2	Cedric Wins	.521	188-361	Gay Elmore	.856	167-195
1985-86	Gay Elmore	637	22.8	Mark Current	166	6.1	Darrin McDonald	.484	177-366	Gay Elmore	.828	173-209
1986-87	Gay Elmore	713	25.5	Mark Current	214	7.6	Mark Current	.542	173-319	Gay Elmore	.763	158-207
1987-88	Damon Williams	488	16.3	Bobby Gardner	202	6.7	Lennon Mings	.514	91-177	Damon Williams	.817	76-93
1988-89	Ramon Williams	523	18.7	Mark Craft	234	8.4	Mark Craft	.559	109-195	Damon Williams	.802	93-116
1989-90	Damon Williams	579	20.7	Mark Craft	249	8.6	Percy Covington	.516	83-161	Ramon Williams	.824	70-85
1990-91	Greg Fittz	485	17.3	Greg Fittz	190	6.8	Lewis Preston	.515	85-165	Erek Perry	.745	82-110
1991-92	Jonathan Penn	539	19.3	Lewis Preston	205	7.6	Lewis Preston	.545	189-347	Jonathan Penn	.777	129-166
1992-93	Lewis Preston	450	16.7	Lewis Preston	193	7.1	Lewis Preston	.504	177-351	Lewis Preston	.800	96-120
1993-94	Lawrence Gullette	271	11.3	Jonathan Goodman	237	8.5	Jonathan Goodman	.493	113-229	Jonathan Goodman	.640	71-111
1994-95	Lawrence Gullette	442	16.4	Lawrence Gullette	175	6.5	Bobby Prince	.439	94-214	Bobby Prince	.855	100-117
1995-96	Lawrence Gullette	444	15.9	Brent Conley	236	8.4	Lester Johnson	.514	91-177	Bobby Prince	.838	93-111
1996-97	Maurice Spencer	405	15.0	Eric Mann	113	4.8	Jason Bell	.460	91-198	Maurice Spencer	.779	60-77
1997-98	Jason Bell	439	16.3	Eric Mann	191	7.3	Aaron Demory	.488	103-211	Darryl Faulkner	.812	69-85
1998-99	Jason Bell	492	18.9	Aaron Demory	164	6.3	Jason Bell	.467	179-383	Jason Bell	.734	102-139
1999-00	Nick Richardson	302	12.6	Eric Mann	229	7.9	Aaron Demory	.520	130-250	Nick Richardson	.614	70-114
2000-01	Eric Mann	377	13.5	Eric Mann	294	10.5	Eric Mann	.516	130-252	Eric Mann	.597	117-196
2001-02	Jason Conley	820	29.3	Jason Conley	224	8.0	Radee Skipworth	.473	151-319	Jason Conley	.818	171-209
2002-03	Radee Skipworth	558	18.6	Radee Skipworth	173	5.8	Radee Skipworth	.463	208-449	Radee Skipworth	.665	109-164
2003-04	Radee Skipworth	367	16.0	Radee Skipworth	143	6.2	Matt Murrer	.582	106-182	Radee Skipworth	.713	77-108
2004-05	Reggie Williams	419	15.5	Preston Beverly	138	5.1	Reggie Williams	.431	134-357	Reggie Williams	.796	78-98
2005-06	Reggie Williams	514	19.0	Matt Murrer	212	7.9	Matt Murrer	.650	130-200	Reggie Williams	.750	126-168
2006-07	Reggie Williams	928	28.1	Reggie Williams	263	8.0	Reggie Williams	.531	338-636	Chavis Holmes	.744	131-176

Minimums- FG %: Three Made Per Game; FT %: Two Made Per Game



CAMERON HALL RECORDS

■ TEAM		■ INDIVIDUAL	
MOST POINTS: .156, VMI vs. Virginia Inter mont, Nov. 15, 2006		MOST POINTS: .45, Reggie Williams (VMI) vs. Virginia Inter mont, Nov. 15, 2006	
FEWEST POINTS: .32, VMI vs Coastal Carolina, Jan. 26, 2004		MOST FIELD GOALS MADE: .19, Dwayne Jackson (Charleston Southern) vs. VMI, Jan. 13, 2007	
MOST POINTS TWO TEAMS: .271 (VMI 144, Southern Virginia 127), Nov. 20, 2006		MOST FIELD GOALS ATTEMPTED: .31, Dwayne Jackson(Charleston Southern) vs. VMI, Jan. 13, 2007	
FEWEST POINTS TWO TEAMS: .81, Coastal Carolina 49 VMI 32, Jan. 26, 2004		BEST FIELD GOAL PERCENTAGE: .100%, (8-for-8) Charles Jones (Marshall) Feb. 11, 1982	
MOST FIELD GOALS MADE: .60, VMI vs. Virginia Inter mont, Nov. 15, 2006		MOST 3-PT. FIELD GOALS MADE: .10, Shawn Moore (Marshall) vs VMI, Jan. 16, 1995	
FEWEST FIELD GOALS MADE: .10, VMI vs. Coastal Carolina, Jan. 26, 2004		MOST 3-PT FIELD GOALS ATTEMPTED: .23, Shawn Moore (Marshall) vs VMI, Jan. 16, 1995	
MOST FIELD GOALS ATTEMPTED: .118, VMI vs. Virginia Inter mont, Nov. 15, 2006		BEST 3-PT FIELD GOAL PERCENTAGE: .100%, (5-for-5) Ramon Williams (VMI) vs Western Carolina, Feb. 13, 1989	
MOST 3-PT FIELD GOALS MADE: .22, VMI vs. Lees-McRae, 2006, Dec. 6, 2006		MOST FREE THROWS MADE: .19, Gay Elmore (VMI) vs Davidson Feb. 24, 1986	
MOST 3-PT FIELD GOALS ATTEMPTED: .61, VMI vs. Virginia Inter mont, Nov. 15, 2006		MOST FREE THROWS ATTEMPTED: .20, Gay Elmore (VMI) vs Davidson Feb. 24, 1986	
MOST FREE THROWS MADE: .37, VMI vs Marshall, Feb. 17, 1996; VMI vs Radford, Dec. 2, 1995		BEST FREE THROW PERCENTAGE: .100%, (12-for-12) Gerry Born (Davidson) Jan. 21, 1985	
MOST FREE THROWS ATTEMPTED: .51, VMI vs Radford, Dec. 2, 1995		MOST REBOUNDS: .22, Calvin Henry (Mercer) vs. VMI, Dec. 9, 2006	
MOST FREE THROWS MADE TWO TEAMS: .54, VMI vs Radford, Dec. 2, 1995; VMI vs Marshall, Feb. 21, 1983		MOST ASSISTS: .12, Mike Huffman (VMI) vs Hampden-Sydney, Dec. 8, 1984	
MOST FREE THROWS ATTEMPTED TWO TEAMS: .83, VMI vs. South Carolina State, Dec. 11, 2006		MOST STEALS: .10, Jason Bell (VMI) vs. Furman, Feb. 10, 1998	
FEWEST FREE THROWS MADE: .1, Army vs VMI, Nov. 21, 2005		MOST BLOCKED SHOTS: .9, Eric Mann vs. The Citadel, Jan. 15, 2000	
FEWEST FREE THROWS ATTEMPTED: .2, VMI vs Roanoke, Dec. 9, 1987; Army vs. VMI, Nov. 21, 2005		HIGHEST SCORING HALF: .30, Reggie Williams (VMI) vs Charleston Southern, Jan. 13, 2007	
MOST PERSONAL FOULS: .38, Averett vs VMI, Dec. 7, 1983			
MOST PERSONAL FOULS TWO TEAMS: .59, VMI vs. South Carolina State, Dec. 11, 2006			
MOST OVERTIME PERIODS: .3, VMI vs Furman, Jan. 21, 1989			
BEST FIELD GOAL PERCENTAGE: .72.7%, Bridgewater vs. VMI, Jan. 18, 2007			
BEST 3-PT FIELD GOAL PERCENTAGE: .87.5%, VMI (7-for-8) vs VV. Carolina, Feb. 13, 1989			
BEST FREE THROW PERCENTAGE: 100%, (16-for-16) Richmond vs VMI, Feb. 2, 1989			
MOST REBOUNDS: .66, VMI vs. Warren Wilson, Nov. 20, 1999			
MOST ASSISTS: .39, VMI vs. Virginia Inter mont, Nov. 15, 2006			
MOST STEALS: .35, VMI vs. Virginia Inter mont, Nov. 15, 2006			
MOST BLOCKED SHOTS: .10, VMI vs Bluefield, Jan. 22, 1992			
HIGHEST SCORING HALF: .78, VMI vs. Virginia Inter mont, Nov. 15, 2006			
LOWEST SCORING HALF: .13, Southern Virginia vs. VMI, Nov. 22, 2004			
LARGEST MARGIN OF VICTORY: .61, VMI vs. Virginia Inter mont, Nov. 15, 2006			
FEWEST TURNOVERS: .5, VMI vs William & Mary, Feb. 11, 1987; VMI vs The Citadel, Feb. 7, 1987; Western Carolina vs VMI, Jan. 25, 1986; VMI vs The Citadel, Feb. 25, 1985; VMI vs William & Mary, Feb. 6, 1985			

■ CAMERON HALL FACTS

YEAR OPENED: .1981	
RESULT OF FIRST GAME: .VMI 49 Virginia 76, Dec. 5, 1981 (Attn. 4,460)	
FIRST VMI VICTORY: .VMI 67 Appalachian St. 62 (OT) Jan. 30, 1982	
FIRST VMI DEFEAT: .VMI 49, Virginia 76, Dec. 5, 1981 (Attn. 4,460)	
LARGEST HOME CROWDS: .4,950 - Dec. 15, 1997 (North Carolina 105, VMI 61)	
.4,460 - Dec. 5, 1981 (Virginia 76, VMI 49)	
.4,140 - Nov. 28, 1995 (VMI 100, Washington & Lee 62)	
.4,109 - Dec. 4, 2001 (Virginia 89, VMI 70)	
.3,975 - Feb. 19, 1996 (Davidson 95, VMI 76)	
.3,878 - Feb. 17, 1996 (VMI 103, Marshall 94)	
.3,724 - Dec. 5, 2003 (Virginia 78, VMI 56)	
.3,721- Feb. 10, 2007 (VMI 102, UNC Asheville 88)	
.3,643 - Dec. 6, 1999 (Virginia Tech 65, VMI 46)	
.3,520 - Feb. 7, 1990 (VMI 77, The Citadel 76)	
ALL-TIME ARENA RECORD: .172-158 (.521) - 26 seasons	

FIRST NIGHT AT CAMERON HALL:
VMI vs. Fifth-Ranked Virginia,
Dec. 5, 1981



CONFERENCE HISTORY

BIG SOUTH CONFERENCE (2003-PRESENT)

■ BIG SOUTH STANDINGS

	Won	Lost	Finish
2003-04	4	12	7th
2004-05	3	13	9th
2005-06	2	14	9th
2006-07	5	9	6th

■ BIG SOUTH TOURNAMENT

2004	High Point 75, VMI 43
2007	VMI 79, Liberty 78
	VMI 91, High Point 81
	Winthrop 84, VMI 81

■ ALL-BIG SOUTH CONFERENCE

2004	Radee Skipworth (2nd team)
2006	Reggie Williams (2nd team)
2007	Reggie Williams (1st team)

■ DEFENSIVE PLAYER OF THE YEAR

2007	Travis Holmes
------	---------------

■ ALL-FRESHMAN TEAM

2005	Reggie Williams
2006	Travis Holmes

■ ALL-BIG SOUTH TOURNAMENT TEAM

2007	Reggie Williams, Travis Holmes
------	--------------------------------

SOUTHERN CONFERENCE (1924-2003)

■ SOCON STANDINGS

(Since Conference Realignment)

	Won	Lost	Finish
1953-54	6	7	6th
1954-55	4	9	8th
1955-56	3	11	9th
1956-57	1	13	10th
1957-58	1	12	10th
1958-59	2	11	9th
1959-60	3	11	7th
1960-61	3	11	8th
1961-62	6	8	6th
1962-63	6	10	7th
1963-64	7	7	4th
1964-65	5	9	8th
1965-66	5	11	7th
1966-67	4	12	9th
1967-68	8	7	4th
1968-69	3	11	8th
1969-70	3	10	8th
1970-71	1	11	7th
1971-72	2	10	7th
1972-73	3	9	8th
1973-74	3	9	7th
1974-75	6	6	4th (tie)
1975-76	9	3	1st
1976-77	8	2	1st (tie)
1977-78	7	3	2nd
1978-79	2	8	8th
1979-80	6	10	6th (tie)
1980-81	3	13	8th
1981-82	1	15	9th
1982-83	1	15	9th
1983-84	4	12	9th
1984-85	7	9	5th (tie)
1985-86	5	11	7th
1986-87	5	11	6th

1987-88	6	10	7th
1988-89	5	9	7th
1989-90	7	7	4th (tie)
1990-91	5	9	6th
1991-92	3	11	6th (tie)
1992-93	3	15	9th
1993-94	2	16	10th
1994-95	6	8	4th North
1995-96	10	4	2nd North
1996-97	7	7	4th North
1997-98	8	7	3rd North
1998-99	9	7	4th North
1999-2000	1	15	6th North
2000-01	5	11	5th North
2001-02	5	11	5th North
2002-03	3	13	5th North

■ SOCON TOURNAMENT

1954	Richmond 84, VMI 66
1955	West Virginia 73, VMI 66
1960	West Virginia 90, VMI 83
1961	West Virginia 89, VMI 71
1962	VMI 76, Furman 61
	Virginia Tech 70, VMI 66
1963	Davidson 108, VMI 71
1964	VMI 77, Furman 73
	VMI 82, Davidson 81
	VMI 61, George Washington 56
1965	Davidson 86, VMI 73
1966	West Virginia 95, VMI 80
1968	Furman 62, VMI 52
1969	Davidson 99, VMI 75
1970	Davidson 72, VMI 46
1971	William & Mary 69, VMI 65
1972	Furman 126, VMI 80
1973	Davidson 88, VMI 77
1974	Richmond 69, VMI 59
1975	VMI 85, Richmond 81
	Furman 94, VMI 81
1976	VMI 71, Davidson 69
	VMI 71, Appalachian State 64
	VMI 41, Richmond 33
1977	VMI 88, East Carolina 77
	VMI 69, Appalachian State 67 (OT)
1978	VMI 95, Davidson 80
	Marshall 76, VMI 71
1979	Appalachian State 73, VMI 63
1980	Furman 87, VMI 75
1981	UT-Chattanooga 89, VMI 63
1985	VMI 65, Western Carolina 63 (OT)
	VMI 71, UT-Chattanooga 69 (OT)
	Marshall 70, VMI 65
1986	Davidson 71, VMI 62
1987	Davidson 92, VMI 63
1988	VMI 78, Furman 73
	VMI 79, East Tennessee St. 60
	UT-Chattanooga 75, VMI 61
1989	Furman 81, VMI 73
1990	VMI 83, UT-Chattanooga 69
	East Tennessee St. 99, VMI 94
1991	Appalachian State 100, VMI 72
1992	UT-Chattanooga 84, VMI 49
1993	Furman 76, VMI 51
1994	VMI 84, Marshall 62
	Davidson 71, VMI 61
1995	Georgia Southern 94, VMI 71
1996	VMI 91, Furman 89 (OT)
	Western Carolina 97, VMI 93
1997	VMI 87, Furman 84 (OT)
	UTC 84, VMI 62
1998	The Citadel 77, VMI 66
1999	Furman 57, VMI 49
2000	Wofford 81, VMI 72
2001	Georgia Southern 76, VMI 59
2002	The Citadel 80, VMI 70
2003	VMI 62, Furman 56
	VMI 66, Davidson 60
	Chattanooga 77, VMI 58

■ NCAA TOURNAMENT

1964	First Round - East Regionals
	Princeton 86 VMI 60
1976	First Round - East Regionals
	VMI 81 Tennessee 75
	Semifinals - East Regionals
	VMI 71 DePaul 66 (OT)
	Finals - East Regionals
	Rutgers 91 VMI 75
1977	First Round - East Regionals
	VMI 73 Duquesne 66
	Semifinals - East Regionals
	Kentucky 93 VMI 78

■ ALL-SOUTHERN CONFERENCE

First Team

1964	Bill Blair
1965	Charlie Schmaus
1966	Charlie Schmaus
1976	Ron Carter
1977	Ron Carter, Will Bynum
1978	Ron Carter
1980	Andy Kolesar
1984	Gay Elmore
1985	Gay Elmore
1986	Gay Elmore
1987	Gay Elmore
1989	Ramon Williams
1990	Damon Williams
1996	Lawrence Gullette
1998	Darryl Faulkner
1999	Jason Bell
2001	Eric Mann
2002	Jason Conley

Second Team

1960	Norm Halberstadt
1961	Norm Halberstadt
1962	Norm Halberstadt
1963	Bill Blair
1965	Joe Kruszewski
1966	Robin Porter
1968	John Kemper, Steve Powers
1969	John Mitchell
1971	Jan Essenburg
1975	John Krovic
1976	Will Bynum
1978	Dave Montgomery
1980	Andy Kolesar
1985	Cedric Wins
1989	Damon Williams
1990	Ramon Williams
1991	Greg Fittz
1992	Lewis Preston, Jonathan Penn
1993	Lewis Preston
1995	Lawrence Gullette
1997	Darryl Faulkner
1998	Jason Bell
2003	Radee Skipworth

■ ALL-SOCON TOURNAMENT TEAM

First Team

1962	Norm Halberstadt
1964	Bill Blair, Charlie Schmaus
1966	Charlie Schmaus
1975	Will Bynum
1976	Will Bynum, Ron Carter, John Krovic
1977	Ron Carter, Dave Montgomery, John Krovic
1978	Ron Carter
1985	Gay Elmore
1988	Damon Williams, Ramon Williams
1990	Damon Williams
2003	Radee Skipworth

Second Team

1960	Norm Halberstadt
1964	Joe Kruszewski

1965	John Prosser
1977	Will Bynum
1985	Cedric Wins, Darren Sawyer, Mike Huffman
1988	Bobby Gardner
1990	Ramon Williams
1996	Brent Conley, Maurice Spencer

■ SOCON TOURNAMENT MVP

1976	Ron Carter
1977	Dave Montgomery
1985	Gay Elmore

■ ALL-SOCON FRESHMAN TEAM

1982	Mark Vest, Cedric Wins
1983	Mike Huffman
1984	Gay Elmore
1986	Darrin McDonald
1987	Renard Johnson, Ramon Williams
1989	Percy Covington
1992	Bobby Jones
1993	Lawrence Gullette
1994	Darryl Faulkner, Warren Johnson
1995	Bryan Tauog
1996	Brent Conley
2001	Radee Skipworth
2002	Jason Conley

■ SOCON PLAYER OF THE YEAR

1977	Ron Carter
1978	Ron Carter
1986	Gay Elmore
1987	Gay Elmore
2002	Jason Conley

■ SOCON FRESHMAN OF THE YEAR

1982	Mark Vest
1983	Mike Huffman
1984	Gay Elmore
1986	Darrin McDonald
1987	Renard Johnson
1996	Brent Conley
2002	Jason Conley

■ SOCON COACH OF THE YEAR

1977	Charlie Schmaus
1985	Marty Fletcher
1995	Bart Bellairs

■ SOCON RECORD HOLDERS

Individual Records

HIGHEST FIELD GOAL PCT. (GAME) - Lester Johnson, 1.000 (11-11), 1995
MOST REBOUNDS (GAME) - Bill Ralph, 31 vs Hampden-Sydney, 1954

■ SOCON TOURNAMENT RECORDS

Individual Records

MOST BLOCKED SHOTS (GAME) - 6, by Lewis Preston vs. Furman, 1993 (tied with two others)
MOST ASSISTS (GAME) - 13, Richard Little vs. Chattanooga, 2003
MOST 3-POINT FIELD GOALS (GAME) - 17, by VMI vs. Western Carolina, 1996
FEWEST POINTS ALLOWED (GAME) - 33, by VMI vs. Richmond, 1976
FEWEST FIELD GOALS ALLOWED (GAME) - 12, by VMI vs. Richmond, 1976
FEWEST FREE THROWS ALLOWED (3 GAMES) - 16, by VMI, 1976

VMI SPORTS HALL OF FAME

Since 1972, 23 basketball players and one coach have been inducted into the VMI Sports Hall of Fame for their accomplishments and legacy to Keydet Basketball history.

<u>Player</u>	<u>Year Inducted</u>	<u>Player</u>	<u>Year Inducted</u>
William T. Downey '35	1972	William E. Bynum, III '77	1987
Emil Sotnyk '43	1972	John E. Krovic '77	1987
Bertram M. Bacharach '20	1973	Ronald Carter, Jr. '78	1989
Frank A. Harner '29	1974	Dave L. Montgomery '78	1989
Norman Halberstadt '62	1973	Andrew L. Kolesar '81	1991
William H. Blair '64	1974	R. Curt Reppart '76	1995
Edward B. Ryder '24	1976	O. Gay Elmore '86	1997
Charles E. Schmaus '66	1976	Karl L. Klinar '54	1999
Joseph A. Kruse '65	1977	A. Damon Williams '90	2001
John C. Mitchell '69	1981	D. Ramon Williams '90	2001
G. William Ralph '54	1982	Coach Louis F. Miller	2005
John E. Kemper '68	1983	Lewis Preston '93	2007



TEAM AWARD WINNERS

John E. Kemper '58 Award

(Most Valuable Player)

2006 Reggie Williams
2007 Reggie Williams

Roger E. Towne '36 Award

(Most Outstanding Senior)

1966 Charlie Schmaus
1967 Not Awarded
1968 Steve Powers & John Kemper
1969 Johnny Mitchess
1970 Jim Gillespie
1971 Jan Essenberg
1972 Not Awarded
1973 Not Awarded
1974 Not Awarded
1975 Steve Chapin
1976 Curt Reppart
1977 Will Bynum
1978 Ron Carter
1979 Kelly Lombard
1980 Steve Wagner
1981 John Goode
1982 Bill Nivison
1983 Gary Mackin
1984 Tom Joynes
1985 Cedric Wins
1986 Mike Huffman
1987 Gay Elmore
1988 Bobby Gardner
1989 Steven Dorsey
1990 Damon & Ramon Williams
1991 Greg Fittz
1992 Percy Covington
1993 Lewis Preston
1994 Jonathan Goodman
1995 Not Awarded
1996 Lawrence Gullette & Bobby Prince
1997 Maurice Spencer
1998 Darryl Faulkner
1999 Jason Bell
2000 Aaron Demory
2001 Eric Mann
2002 Not Awarded
2003 Ben Rand
2004 Radee Skipworth
2005 Tim Allmond
2006 Chavis Holmes*
2007 Matt Murrer

*- Awarded to Top Freshman in 2006

Robert W. Wentz Jr. '54 Award

(Spirit of VMI)

1991 Thad Tegtmeyer
1992 Charlie Petzold
1993 Juan Banks
1996 Lester Johnson
1997 B.J. Grinage
1998 Mike Spinelli
1999 Matt Matheny
2000 Andre Quarles
2001 Nick Richardson
2002 Renard Phillips
2003 Mike Gilbert
2004 Richard Little
2005 Sam Mielnik
2006 Fred Robinson
2007 Jack Castleberry

Robert L. Watson '64 Award

(Leading Rebounder Award)

1978 Dave Montgomery
1979 John Goode
1980 John Goode
1981 Geoff Hinshelwood
1982 Mark Vest
1983 Mike Herndon
1984 Gay Elmore
1985 Darren Sawyer
1986 Mark Current
1987 Mark Current
1988 Bobby Gardner
1989 Mark Craft
1990 Mark Craft
1991 Greg Fittz
1992 Lewis Preston
1993 Lewis Preston
1994 Jonathan Goodman
1995 Lawrence Gullette
1996 Brent Conley
1997 Eric Mann
1998 Eric Mann
1999 Aaron Demory
2000 Eric Mann
2001 Eric Mann
2002 Jason Conley
2003 Zach Batte
2004 Sam Mielnik
2005 Preston Beverly
2006 Matt Murrer
2007 Reggie Williams

Giles H. Miller '24 Award

(Most Outstanding Sophomore, 1972-2005)

(Most Improved Player, 2006-Present)

1972 David Lester
1973 Steve Chapin
1974 Curt Reppart
1975 Will Bynum
1976 Ron Carter
1977 Kelly Lombard
1978 Steve Wagner
1979 Andy Kolesar
1980 Bill Nivison
1981 Ed Kluckowski
1982 Tony Yelverton
1983 Darren Sawyer
1984 Mike Huffman
1985 Gay Elmore
1986 Bobby Gardner
1987 Lennon Mings
1988 Damon & Ramon Williams
1989 Greg Fittz
1990 Percy Covington
1991 Lewis Preston
1992 Jonathan Goodman
1993 Bryan Woolsey
1994 Lawrence Gullette
1995 Not Awarded
1996 Bryan Taueg
1997 Jason Bell
1998 Aaron Demory
1999 Nick Richardson
2002 Radee Skipworth
2003 Tim Allmond & Preston Beverly
2004 Tadas Mankevicius
2005 Matt Coward
2006 Matt Murrer
2007 Fred Robinson

GTE/CoSIDA

Academic All-Americans

1980 Andy Kolesar
1981 Andy Kolesar
1995 Bobby Prince (Third team)
1996 Bobby Prince (Third team)

GTE/CoSIDA

Academic All-District III

1991 Charlie Petzold
1995 Bobby Prince
1996 Bobby Prince

SoCon Academic Honor Roll

1989 Kenny Johnson
Charlie Petzold
1990 Kenny Johnson
Charlie Petzold
1991 Charlie Petzold
1993 Bobby Prince
Bryan Woolsey
1994 Bobby Prince
Bryan Woolsey
1995 Bobby Prince
Bryan Woolsey
1996 Lester Johnson
Bobby Prince
Mike Spinelli
1998 Richard Bruce
Mike Spinelli
2002 Zach Batte
2003 Zach Batte
Isaac Cecil
Tadas Mankevicius

Big South Conference

Presidential Honor Roll

2004 Tadas Mankevicius
Fred Robinson
2005 Tadas Mankevicius
Fred Robinson
2006 Tadas Mankevicius
Fred Robinson
2007 Adam Lonon
Fred Robinson

Big South Conference


Scholar-Athlete Team

2004 Tadas Mankevicius
2005 Tadas Mankevicius
2006 Tadas Mankevicius
2007 Fred Robinson

NCAA Post-Graduate

Scholarship Recipients

1969 Johnny Mitchell
1971 Jan Essenburg
1977 Will Bynum
1981 Andy Kolesar
1987 Gay Elmore
1996 Bobby Prince



Dave Montgomery was the first recipient of the Robert L. Watson '64 award.

LETTERWINNERS (1953-2007)

A-A-A-A

Fred Allison, 1971-73
Tim Allmond, 2002-05
Robert Ayers, 1965-67

B-B-B-B

Juan Banks, 1992-93
Bernie Banas, 1981
Zach Batté, 1999, 2002-03
Curtis Beach, 1967
Jason Bell, 1997-99
Willie Bell, 2007
Bob Benninger, 1972-74
Preston Beverly, 2002-03, 2005-06
Bill Blair, 1962-64
George Borojevich, 1974-77
Rodney Brewer, 1971-73
Peyton Brown, 1967-69
Richard Bruce, 1998-2001
Will Bynum, 1974-77
Charles Byrd, 1954-55
Howard Byrd, 1996
Robert Byrd, 1961-63

C-C-C-C

Ron Carter, 1975-78
Jack Castleberry, 2004, 2006-07
Marty Chadwick, 1991
Steve Chapin, 1973-75
Sean Christiansen, 2005-06
Denny Clark, 1967-69
Tim Cole, 2000
Donald Colwell, 1952-54
Brent Conley, 1996
Jason Conley, 2002
Donald Coombs, 1956
Jack Cooper, 1965-66
Chuck Cotton, 1956-59
William Coupland, 1955-57
Percy Covington III, 1989-92
Matt Coward, 2004-05
Mark Craft, 1988-90
Marty Cristo, 1979-81
Mark Current, 1984, 86-87

D-D-D-D

Aaron Demory, 1997-2000
Bob DeVos, 1967-68
Chris Dinunzio, 1997-98
Stephen Dorsey, 1985
Steven Dorsey, 1986, 88-89
Jim Doyle, 1970-72

E-E-E-E

Esau Eatman, 2003
Weldon Eddins, 1960-62
Gay Elmore, 1984-87
Jan Essenburg, 1969-71
Chi Chi Ezekwe, 2004

F-F-F-F

Darryl Faulkner, 1994, 1997-98
Richard Fencil, 1953-54

Greg Fittz, 1989-91
Bob Frank, 1972-74
Richard Fravel, 1960
James French, 1957
Mike Frick, 1968

G-G-G-G

Bobby Gardner, 1985-87
Johnny Garnett, 1975
Jeff Gausepohl, 1963-65
Joe Gedro, 1960-62
Mike Gilbert, 2001, 2003
Jim Gillespie, 1968-70
Dave Goode, 1957-59
John Goode, 1978-81
Jonathan Goodman, 1992-94
Mark Grigsby, 2000
B. J. Grinage, 1995, 1997
Lawrence Gullette, 1993-96
John Gupton, 1965-67
Tim Gundlach, 1971-73
Tom Guthrie, 1970-71
James Guy, 1964

H-H-H-H

Norm Halberstadt, 1960-62
Alan Hansen, 1973
Jeremy Harper, 2000-01
Alex Harrington, 1997
Jack Hartung, 1964-66
Roy Heddleston, 1970
Steve Heflin, 1982
Mike Herndon, 1982-85
Geoff Hinshelwood, 1979-81
Chavis Holmes, 2006-07
Travis Holmes, 2006-07
Mike Huffman, 1983-86

I-I-I-I

Walt Ivkovich, 1968-70

J-J-J-J

Justin Jarman, 2006
Dennis Johnson, 1978-81
Kenny Johnson, 1990-91
Lester Johnson, 1994-96
Renard Johnson, 1987
Warren Johnson, 1994-95
Bobby Jones, 1992
Levar Joseph, 2003, 2005
Carl Josey, 2007

K-K-K-K

Pat Kelley, 1976-78
John Kemper, 1966-68
Gary Kempel, 1962-63
Karl Klinar, 1952-54
Ed Kluckowski, 1982-83
Andy Kolesar, 1978-81
John Krovic, 1974-77
Joe Kruszewski, 1964-66
James Kyle, 1956-57

L-L-L-L

Jerry Lawson, 1958-60
Ralph Lawson, 1956-59
Gene Lazaroff, 1960-62
David Lester, 1972-74
Richard Little, 2001-04
Kelly Lombard, 1976-78
Adam Lonon, 2007
James Lowe, 1955

M-M-M-M

Gary Mackin, 1981-82
Charles MacLeod, 1955-57
Mike Manis, 1968-69
Tadas Mankevicius, 2003-06
Eric Mann, 1997-98, 2000-01
Matt Matheny, 1997-99
Nick Matson, 2007
Craig McCargo, 2006
Darrin McDonald, 1986
John McDowell, 1953-55
Tommy McHugh, 1983-86
James McKemie, 1954-55
Ricky Mears, 1988
Sam Mielnik, 2004-05
Lennon Mings, 1987-90
John Mitchell, 1967-69
Dave Montgomery, 1975-78
Marshall Mundy, 1954
Matt Murrer, 2004-07

N-N-N-N

Harlan Niehaus, 1976-77
Bill Nivison, 1980-81
Donald Nyman, 1953-56

O-O-O-O

Frank Oley, 1959-61
Larry Osborne, 1995-96

P-P-P-P

Wayland Parker, 1972
John Patrick, 1970
Jonathan Penn, 1991-93
Erek Perry, 1991
Chris Peta, 1982-83
Charlie Petzold, 1990-92
Dusty Pflugner, 2006-07
Renard Phillips, 1999-2001
J.T. Piribek, 2007
Robin Porter, 1965
Steve Powers, 1966-68
Daron Pressley, 2001-02
Lewis Preston, 1990-93
Bobby Prince, 1993-96
John Prosser, 1963-65

Q-Q-Q-Q

Roy Quinn, 1957-59
Andre Quarles, 1996, 1999-2000

R-R-R-R

Bill Ralph, 1952-54

Ben Rand, 2002-03
Gordie Rawlyk, 1973-74
Greg Ray, 1982
Jerry Renfro, 1970-72
Curt Reppart, 1973-76
Nick Richardson, 1998-2001
Fred Robinson, 2004-07
Bobby Ross, 1956

S-S-S-S

Jeryl Salmond, 1977-79
Tom Savage, 1979-81
Darren Sawyer, 1982-85
Bill Schafer, 1970
Charlie Schmaus, 1964-66
Clarence Scott, 1987
Ian Sears, 1982-83
Jim Sefick, 1969-71
Lee Seibert, 1970-71
Jim Shanley, 1986
Radee Skipworth, 2001-04
Dave Slomski, 1976-77
Saul Smith, 1976
Harold Snyder, 1954-55
Gale Sommers, 1970-71
George Southard, 1956-59
Maurice Spencer, 1994-97
Mike Spinelli, 1995-98
Sean Spriggs, 1991-94
Dan Stephens, 1976
Bill Stephens, 1971

T-T-T-T

Thomas Tait, 1953-55
Bryan Tauog, 1995-97
Thad Tegtmeier, 1991
John Thomas, 1969-70
Steve Tooker, 1984-85, 87-88
Aaron Trombley, 1999-2000
Adam Trombley, 2000
Charlie Tyler, 1972-74

V-V-V-V

Mark Vest, 1982

W-W-W-W

Steve Wagner, 1977-80
Frank Walter, 1953-55
Tom Watjen, 1975
Bobby Watson, 1962-64
Bob Wentz, 1952-54
Robert Williamson, 1955
Damon Williams, 1987-90
Ramon Williams, 1987-90
Reggie Williams, 2005-07
Cedric Wins, 1982-85
Bryan Woolsey, 1992-94
Steve Wolf, 1972-74
Ralph Wright, 1967

Y-Y-Y-Y

Tony Yelverton, 1982
John Yurachek, 1961-63



YEAR-BY-YEAR RESULTS

1908-1909

Overall Record: 3-3
Head Coach: Pete Krebs

Baltimore YMCA	L	23-25
Staunton Military	W	19-7
Virginia	L	14-33
Randolph-Macon	W	47-19
at Virginia	L	17-23
Virginia Tech	W	15-9
135-116		

1909-1910 (2-5)

Overall Record: 2-5
Head Coach: F.J. Pratt

Davidson	W	26-17
Virginia	L	17-22
Lynchburg YMCA	L	17-40
Virginia Tech	L	14-37
Staunton Military	W	32-15
at Staunton Military	L	19-39
at Virginia	L	21-56
146-226		

1910-1911

Overall Record: 3-5
Head Coach: J. Mitchell

Roanoke	W	20-8
St. John's (Md.)	L	11-33
Maryland	L	14-17
Virginia	L	8-35
Tennessee	W	21-19
Virginia Tech	L	18-35
at Duke	L	17-52
at Lynchburg YMCA	W	41-23
140-222		

1911-1912

Overall Record: 6-5
Head Coach: Alpha Brummage

Lynchburg	L	16-35
Emory & Henry	L	21-25
Roanoke	W	33-7
Hampden-Sydney	W	45-10
Guilford	W	18-11
Virginia	L	15-16
Wake Forest	W	23-14
Lynchburg	L	20-52
at Roanoke	W	34-19
at Roanoke YMCA	L	19-39
Roanoke YMCA	W	36-10
280-238		

1912-1913

Overall Record: 8-4
Head Coach: Alpha Brummage

Lynchburg YMCA	W	24-22
South Carolina	W	26-13
at Roanoke	W	44-6
North Carolina	W	55-6
at St. John's (Md.)	L	10-48
at Georgetown	L	11-26
at Virginia	L	15-38
at Virginia Tech	W	31-13
Duke	W	28-10
George Washington	W	28-12
Virginia Christian	W	48-6
St. John's (Md.)	L	20-24
340-224		

1913-1914

Overall Record: 6-6
Head Coach: W.C. Raferty

George Washington	L	14-20
South Carolina	W	38-5
Catholic	L	12-19
Maryland	W	44-5
Kentucky	W	32-18
Elon	L	15-16
Emory & Henry	W	42-7
vs. N.C. State (Neutral)	L	20-29
Wake Forest	W	26-25
vs. Virginia (Neutral)	L	15-51
vs. Virginia Tech (Neutral)	L	16-27
at North Carolina	W	37-29
311-251		

1914-1915

Overall Record: 8-2
Head Coach: F.H. Gaeton

George Washington	W	20-15
Union Theological Seminary	W	25-15
Roanoke	W	26-23
vs. Virginia (Neutral)	L	18-40
Duke	W	33-15
Emory & Henry	W	39-1
Elon	W	35-15
vs. Virginia Tech (Neutral)	L	21-22
North Carolina	W	28-24
William & Mary	W	24-13
269-189		

1915-1916

Overall Record: 9-3
Head Coach: F.H. Gaeton

Virginia Christian	W	64-18
West Virginia	W	28-19
George Washington	W	42-13
Richmond	W	38-17
at Virginia	L	26-39
William & Mary	W	45-18
Elon	W	47-20
Duke	W	34-20
North Carolina	L	23-25
Wake Forest	L	22-40
N.C. State	W	46-21
at Virginia Tech	W	25-19
440-269		

1916-1917

Overall Record: 9-5
Head Coach: F.H. Gaeton

Virginia Christian	W	79-12
Hampden-Sydney	W	20-14
William & Mary	W	42-20
Richmond	W	32-23
Randolph-Macon	W	30-16
West Virginia	W	32-29
Virginia	W	30-19
Duke	L	29-31
N.C. State	W	34-10
at North Carolina	L	22-33
at Duke	L	24-42
at N.C. State	L	22-29
North Carolina	W	47-34
Virginia Tech	L	22-37
465-349		

1917-1918

Overall Record: 6-6
Head Coach: E.C. Abell

Lynchburg	L	19-27
Hampden-Sydney	W	37-22
vs. Davidson (Neutral)	W	29-12
Elon	L	21-22
at Virginia	L	43-54
William & Mary	W	53-24
Duke	W	51-26
Virginia	L	25-26
Virginia Tech	L	26-31
Tennessee	W	41-19
N.C. State	W	35-18
at Virginia Tech	L	22-29
402-310		

1918-1919

Overall Record: 8-6
Head Coach: E.C. Abell

Roanoke	L	22-23
Randolph-Macon	W	51-13
Virginia Christian	W	75-6
St. John's (Md.)	W	31-19
William & Mary	W	66-6
Virginia Tech	W	31-19
at Navy	L	17-39
Davidson	W	60-10
North Carolina	L	28-42
at Virginia	W	33-25
at Virginia Tech	L	20-32
Duke	W	32-19
Virginia	L	25-33
vs. Virginia Tech (Neutral)	L	24-30
515-316		

1919-1920

Overall Record: 11-1
Head Coach: Pinky Spruhan

Roanoke YMCA	W	54-18
Hampden-Sydney	W	40-2
at Roanoke	W	60-14
Randolph-Macon	W	53-10
Virginia Tech	W	31-25
Auburn	W	45-19
vs. Virginia (Neutral)	W	44-13
West Virginia Wesleyan	W	30-15
at Virginia Tech	L	14-23
St. John's (Md.)	W	36-10
Duke	W	46-13
vs. Virginia Tech (Neutral)	W	28-26
481-188		

1920-1921

Overall Record: 16-1
Head Coach: Pinky Spruhan

Roanoke YMCA	W	58-15
Roanoke	W	54-11
Lynchburg Elks	W	42-12
Richmond	W	57-18
The Citadel	W	71-8
Virginia Tech	W	45-21
North Carolina	W	38-23
Lynchburg Elks	W	28-27
at Pennsylvania	L	15-40
Florida	W	60-20
St. John's (Md.)	W	33-12
Georgia Tech	W	53-16
vs. Duke (Neutral)	W	66-11
vs. Virginia (Neutral)	W	31-15
N.C. State	W	45-20
at Virginia Tech	W	26-11
vs. Virginia Tech (Neutral)	W	27-25
749-305		

1921-1922 (11-7)

Overall Record: 11-7
Head Coach: Pinky Spruhan

Lynchburg	W	34-14
Emory & Henry	W	35-16
Roanoke Elks	W	49-20
Hampden-Sydney	W	44-8
Virginia Tech	W	30-20
Elon	W	41-18
St. John's (Md.)	W	40-24
Tennessee	W	26-19
Virginia	L	23-25
Kentucky	W	37-32
vs. Virginia Tech (Neutral)	L	25-26
N.C. State	W	25-11
North Carolina	L	26-31
at Virginia	L	17-34
at Catholic	L	27-54
at George Washington	L	20-31
at Takola	W	36-29
at VPI	L	19-27
549-439		

1922-1923

Overall Record: 8-6
Head Coach: W.C. Raferty

Washington (Md.)	L	15-26
Lynchburg	W	3-2
Roanoke	W	20-19
Virginia Tech	L	19-22
Randolph-Macon	W	47-9
North Carolina	L	20-26
vs. Virginia (Neutral)	L	8-20
Florida	L	15-19
vs. Virginia Tech (Neutral)	L	16-42
South Carolina	W	24-9
George Washington	W	20-4
at Virginia Tech	W	21-20
at Takola	W	18-16
at Lynchburg Elks	W	19-13
295-247		

1923-1924

Overall Record: 9-5
Head Coach: W.C. Raferty

Virginia Tech	W	22-11
North Carolina	L	25-40
at Virginia	L	23-32
vs. Virginia Tech (Neutral)	W	20-15
Maryland	W	21-12
Bridgewater	L	15-26
Roanoke	W	30-11
Wake Forest	L	14-18
Roanoke Elks	W	26-22
Lynchburg A.C.	W	28-22
William & Mary	W	38-20
at Delaware	W	25-19
Hampden-Sydney	W	23-11
vs. Maryland (Neutral)	L	19-34
329-293		

1924-1925

Overall Record: 6-5
Head Coach: W.C. Raferty

Bridgewater	L	17-19
Wake Forest	W	17-14
Virginia Tech	W	30-29
Lincoln Memorial	W	21-10
at Virginia	L	21-27
Carson-Newman	W	18-16
North Carolina	L	19-26
at Virginia Tech	L	19-27
Hampden-Sydney	W	26-16
at Roanoke	W	40-28
vs. Mississippi (Neutral)	L	20-27
248-239		

1925-1926

Overall Record: 7-8
Head Coach: W.C. Raferty

Bridgewater	L	17-27
Maryland	L	21-30
Georgia	L	22-30
Lynchburg	W	41-20
at Roanoke	W	26-18
at Richmond	L	16-22
at Virginia Tech	L	18-20
Virginia	L	25-29
Auburn	W	41-25
North Carolina	L	22-39
at Virginia	W	25-17
Carson-Newman	W	25-23
Virginia Tech	W	26-19
Lynchburg	W	33-16
vs. Kentucky (Neutral)	L	25-32
395-367		

1926-1927

Overall Record: 3-12
Head Coach: W.C. Raferty

Bridgewater	W	31-25
Richmond	L	23-48
Lynchburg	W	38-23
Elon	L	21-23
N.C. State	L	24-30
at Virginia	L	9-17
Virginia Tech	L	30-33
Roanoke	W	32-19
Virginia	L	20-27
Duke	L	19-22
Maryland	L	15-32
South Carolina	L	40-42
at Virginia Tech	L	20-26
at Roanoke	L	18-19
vs. Georgia (Neutral)	L	14-36
354-422		

1927-1928

Overall Record: 7-6
Head Coach: W.C. Raferty

Bridgewater	W	45-28
Alabama	W	29-18
Maryland	L	23-35
South Carolina	L	28-32
Virginia Medical College	W	38-18
Virginia Tech	W	35-22
at Virginia	L	19-35
Virginia	L	18-28
N.C. State	W	36-29
Sewanee	W	44-21

YEAR-BY-YEAR RESULTS

Georgia	L	36-47
at Virginia Tech	W	29-11
vs. Georgia (Neutral)	L	37-46
417-370		

1928-1929

Overall Record: 6-7

Head Coach: W.C. Raferty

Bridgewater	W	41-25
Georgia	L	22-34
Elon	W	53-24
Virginia Tech	W	42-19
Roanoke	W	29-25
at Virginia	L	9-21
William & Mary	W	32-19
Maryland	L	27-30
at Virginia Tech	L	23-33
Davidson	W	38-37
Virginia	L	23-37
at N.C. State	L	32-42
at North Carolina	L	19-32
392-378		

1929-1930

Overall Record: 4-10

Head Coach: W.C. Raferty

Hampden-Sydney	W	32-16
Bridgewater	W	32-30
St. John's (Md.)	L	25-32
N.C. State	L	22-29
Virginia	W	34-26
at Virginia Tech	L	35-39
Davidson	L	27-35
Sewanee	L	22-31
at William & Mary	L	22-40
Maryland	L	25-44
Virginia Tech	W	43-21
at Virginia	L	24-34
at Maryland	L	23-39
Tennessee	L	20-28
386-444		

1930-1931

Overall Record: 4-12

Head Coach: W.C. Raferty

Maryland	L	18-35
St. John's (Md.)	L	23-29
Hampden-Sydney	L	22-27
Lynchburg	W	47-30
Virginia	L	21-28
at Virginia Tech	L	27-28
at Maryland	L	20-44
at Navy	L	24-39
at North Carolina	L	13-42
Virginia Tech	W	31-30
Richmond	W	33-28
at Virginia	L	22-25
William & Mary	L	28-29
Sewanee	W	45-28
N.C. State	L	13-25
at North Carolina	L	21-30
408-497		

1931-1932

Overall Record: 0-14

Head Coach: W.C. Raferty

St. John's (Md.)	L	6-25
Virginia	L	23-27
Maryland	L	28-43
Roanoke	L	27-35
at Maryland	L	20-38
at Navy	L	19-39
N.C. State	L	22-31
Duke	L	26-41
Virginia Tech	L	18-25
William & Mary	L	20-28
at Virginia	L	13-29
at Duke	L	24-45
at N.C. State	L	15-29
at Virginia Tech	L	18-23
289-458		

1932-1933

Overall Record: 4-11

Head Coach: W.C. Raferty

St. John's (Md.)	W	26-24
Maryland	W	30-29
Gallaudet	W	41-19
Virginia	W	26-25
Virginia Tech	L	34-38
at North Carolina	L	29-32
North Carolina	L	17-36
at Duke	L	20-41
Duke	L	15-31
N.C. State	L	24-39
William & Mary	L	21-27
at Navy	L	19-51
at Maryland	L	29-45
at Virginia	L	16-32
at Virginia Tech	L	25-27
362-496		

1933-1934

Overall Record: 4-10

Head Coach: W.C. Raferty

St. John's (Md.)	L	21-29
North Carolina	L	18-38
Virginia	W	35-33
at North Carolina	L	11-37
at Duke	L	20-41
at Richmond	L	20-33
at Virginia Tech	L	19-22
Duke	L	32-45
William & Mary	W	23-19
at Maryland	L	27-36
at Navy	L	19-31
Richmond	L	19-37
Virginia Tech	W	43-26
at Virginia	W	28-25
335-452		

1934-1935

Overall Record: 3-14

Head Coach: Frank Summers

St. John's (Md.)	W	20-19
at Maryland	L	24-39
at Navy	L	22-54
North Carolina	L	19-24
Virginia	L	27-33
Virginia Tech	W	40-25
at Duke	W	32-27
at South Carolina	L	20-36
William & Mary	L	23-27
Duke	L	27-28
N.C. State	L	27-31
at Virginia	L	20-29
Richmond	L	37-53
at North Carolina	L	20-33
William & Mary	L	36-43
at Richmond	L	30-49
at VPI	L	24-25
448-575		

1935-1936

Overall Record: 3-14

Head Coach: N/A

at Maryland	L	29-44
at Navy	L	23-37
Maryland	L	32-53
William & Mary	W	41-37
Virginia Tech	L	26-31
North Carolina	L	21-43
at Virginia	L	45-51
N.C. State	L	36-52
Clemson	L	36-43
Virginia	L	36-37
Richmond	L	29-57
Davidson	W	37-32
at William & Mary	L	48-50
Richmond	L	28-63
at North Carolina	L	31-35
Virginia Tech	W	38-36
at South Carolina	L	34-37
570-738		

1936-1937

Overall Record: 6-11

Head Coach: Pooley Hubert

Maryland	L	28-48
North Carolina	L	29-56

William & Mary	W	42-39
South Carolina	L	37-50
at Lynchburg	L	45-47
Lynchburg	W	43-32
Virginia Tech	W	30-22
Virginia	L	27-30
N.C. State	L	32-49
Richmond	L	27-35
at Maryland	L	28-45
vs. Duke (Neutral)	W-ot	32-31
at North Carolina	L	32-44
at Richmond	W	29-25
at William & Mary	W	49-26
at Virginia Tech	L	31-32
at Virginia	L	30-38
571-647		

1937-1938

Overall Record: 4-11

Head Coach: J. Elmore

Elon	L	20-34
Maryland	L	27-42
William & Mary	W	29-26
North Carolina	L	17-31
Emory & Henry	L	30-31
Virginia	L	20-31
at Virginia Tech	L	25-28
Richmond	L	34-38
at Maryland	L	33-43
at Navy	L	32-46
North Carolina	L	22-48
at William & Mary	W	35-30
at Richmond	L	26-27
at Virginia	W	35-33
Virginia Tech	W	29-23
414-511		

1938-1939

Overall Record: 7-10

Head Coach: Jimmy Walker

at Roanoke	L	28-52
North Carolina	L	28-35
William & Mary	W	48-43
Emory & Henry	W	39-37
vs. Virginia (Neutral)	L	23-33
Virginia Tech	W	54-36
at N.C. State	L	29-48
at North Carolina	L	41-43
Furman	W	54-33
at Virginia Tech	W	43-30
Wake Forest	L	20-41
Richmond	L	29-30
at Maryland	L	35-53
vs. Virginia (Neutral)	L	27-52
at William & Mary	W	45-31
at Richmond	W	37-36
vs. Richmond (Neutral)	L	20-31
600-664		

1939-1940

Overall Record: 3-12

Head Coach: Jimmy Walker

Davidson	L	31-32
vs. Duke (Neutral)	L	25-28
Wake Forest	L	34-46
North Carolina	L	24-53
Virginia	L	26-29
Roanoke	W	40-34
Maryland	L	33-60
at Virginia Tech	L	32-40
Richmond	W	28-26
at Virginia	L	24-27
vs. William & Mary (Neutral)	L	32-42
Virginia Tech	W	50-35
at Maryland	L	25-27
William & Mary	L	36-59
Richmond	L	21-52
461-590		

1940-1941

Overall Record: 10-6

Head Coach: Jimmy Walker

vs. William & Mary (Neutral)	L	35-41
North Carolina	L	30-56
Maryland	W	64-30

Virginia	W	42-39
at William & Mary	W	43-36
at Richmond	L	18-28
N.C. State	W	40-29
at Virginia	L	26-49
Virginia Tech	W	60-52
at Virginia Tech	W	33-31
Richmond	W	39-28
at Maryland	W	41-27
at N.C. State	L	35-37
at Wake Forest	W	44-43
vs. Washington & Lee (Neutral)	W	39-32
South Carolina	L	36-37
625-595		

1941-1942

Overall Record: 7-11

Head Coach: Jimmy Walker

Bridgewater	W	67-31
William & Mary	L	42-47
vs. Duke (Neutral)	L	47-52
Richmond	W	57-36
Virginia	L	21-27
at North Carolina	L	28-49
Wake Forest	L	43-44
at Maryland	W	46-41
Wake Forest	L	34-64
at Virginia Tech	L	26-28
Virginia Tech	W	43-42
Furman	W	43-38
at Richmond	L	29-43
at William & Mary	L	32-33
at Virginia	W	49-34
George Washington	W	36-35
at Maryland	L	36-39
at George Washington	L	32-44
711-727		

1942-1943

Overall Record: 8-8

Head Coach: Pooley Hubert

William & Mary	W	41-38
Duke	L	43-45
Virginia Tech	W	43-33
Maryland	W	35-34
Virginia	W	39-25
at North Carolina	L	35-37
Richmond	L	27-36
at Virginia Tech	W	42-39
George Washington	L	39-42
at William & Mary	W	41-33
at Richmond	W	48-30
at Virginia	L	35-36
at Maryland	W	36-35
at George Washington	L	45-65
at Navy	L	37-48
vs. Duke (Neutral)	L	41-57
627-633		

1943-1944

Overall Record: 0-14

Head Coach: Joe Daher

at Woodrow Wilson Hospital	L	25-28
Virginia	L	25-37
at Maryland	L	36-43
vs. North Carolina (Neutral)	L	22-50
at Virginia	L	16-58
Virginia Tech	L	20-46
at Emory & Henry	L	38-51
at Virginia Tech	L	17-39
Ashford General Hospital	L	35-42
Ashford General Hospital	L	36-42
Woodrow Wilson Hospital	L	30-36
Maryland	L	29-31
Apprentice	L	32-52
at Richmond	L	19-65
380-620		

1944-1945

Overall Record: 2-10

Head Coach: Joe Daher

Lynchburg	W	47-10
Virginia	L	24-43
at Maryland	L	28-46
at Hampden-Sydney	L	23-46



YEAR-BY-YEAR RESULTS

at William & Mary	L	24-43
at Richmond	L	29-55
vs. West Virginia (Neutral)	L	27-68
at Virginia Tech	L	29-42
at Virginia	L	35-52
Maryland	W	35-27
Hampden-Sydney	L	25-42
Virginia Tech	L	34-57
		360-531

1945-1946

Overall Record: 1-10

Head Coach: Jay McWilliams

Marine Institute	L	28-47
Richmond	W	30-28
at Hampden-Sydney	L	30-33
at Virginia Tech	L	28-58
Virginia	L	20-51
Virginia Tech	L	24-48
at Virginia	L	19-56
at George Washington	L	25-48
William & Mary	L	28-39
at Richmond	L	22-51
at William & Mary	L	32-60
		286-519

1946-1947

Overall Record: 4-15

Head Coach: Lloyd Roberts

Cedarville	W	62-47
Fort Belvoir	W	55-51
Quantico Marines	L	51-54
Langley Field	W	55-43
at Virginia	L	47-62
Virginia Tech	L	52-53
Maryland	L	50-64
George Washington	L	44-53
Richmond	L	52-60
Wake Forest	L	44-54
Clemson	W	64-63
William & Mary	L	56-63
at Virginia Tech	L	41-47
at Hampden-Sydney	L	48-65
at Richmond	L	51-53
at William & Mary	L	32-66
at George Washington	L	48-81
at Maryland	L	45-53
Virginia	L	37-59
		934-1091

1947-1948

Overall Record: 3-17

Head Coach: Frank Summers

Lynchburg	W	54-34
at George Washington	L	40-59
Bridgewater	W	72-32
Maryland	L	46-53
at William & Mary	L	39-53
Richmond	L	34-50
Virginia	L	35-56
at Maryland	L	48-63
at West Virginia	L	42-88
Virginia Tech	L	39-50
at Davidson	L	53-63
at Furman	L	54-55
Richmond	W	61-54
at Virginia	L	47-61
at Roanoke	L	43-55
George Washington	L	45-51
Roanoke	L	37-49
William & Mary	L	52-53
vs. N.C. State (Neutral)	L	47-90
at Virginia Tech	L	51-59
		941-1128

1948-1949

Overall Record: 3-16

Head Coach: Frank Summers

William & Mary	L	54-77
George Washington	L	45-71
at Richmond	W	65-52
at William & Mary	L	37-75
Virginia	L	47-63
Roanoke	L	39-52
at Roanoke	L	37-48

at Maryland	L	45-53
Furman	W	68-66
at Virginia Tech	L	53-66
Davidson	L	31-51
Clemson	L	43-64
Richmond	W	70-51
at Virginia	L	52-65
at Quantico Marines	L	49-65
at West Virginia	L	48-96
Virginia Tech	L	48-59
at Maryland	L	55-70
at George Washington	L	52-69
		937-1213

1949-1950

Overall Record: 4-17

Head Coach: Bill O'Hara

Camp Meade	L	52-67
Norfolk NAS	L	66-83
at Quantico Marines	L	65-68
at Navy	L	26-76
Virginia	L	55-78
William & Mary	L	43-68
Virginia Tech	L	41-73
at Richmond	W	72-64
at Maryland	L	53-65
at George Washington	L	72-83
at Roanoke	W	60-59
Maryland	W	62-61
at Wake Forest	L	57-74
at Davidson	L	47-68
at Furman	L	55-58
Richmond	L	62-70
at Virginia	L	64-71
at William & Mary	L	57-74
Clemson	L	73-83
Roanoke	W	58-56
at Virginia Tech	L	58-78
		1198-1477

1950-1951

Overall Record: 3-18

Head Coach: Bill O'Hara

Norfolk NAS	L	44-51
at Roanoke	L	51-74
Duke	L	66-86
Wake Forest	L	60-68
at West Virginia Tech	L	69-76
at Morris Harvey	L	60-71
George Washington	L	56-79
Richmond	L	56-64
at Virginia	L	47-50
at Richmond	W	53-52
Virginia	L	49-60
West Virginia	L	67-99
at Quantico Marines	L	39-62
at Virginia Tech	L	60-85
Maryland	L	41-46
at William & Mary	L	67-87
Furman	L	68-70
Davidson	W	87-74
William & Mary	L	43-76
Virginia Tech	W	79-76
at Maryland	L	46-65
		1218-1471

1951-1952

Overall Record: 3-21

Head Coach: Bill O'Hara

Roanoke	L	56-58
at William & Mary	L	53-80
at Wake Forest	L	56-75
at Duke	L	45-102
at Maryland	L	39-57
at Connecticut	L	47-63
at Connecticut	L	55-74
at Morris Harvey	L	55-78
at Virginia	L	60-89
George Washington	L	62-77
at Richmond	W	78-67
Norfolk NAS	W	76-71
at Navy	L	54-59
at Furman	L	76-80
at West Virginia	L	66-91
at Davis & Elkins	L	59-76

at George Washington	L	60-75
at Maryland	L	46-64
Virginia Tech	L	54-73
Virginia	L	80-86
West Virginia	L	49-84
William & Mary	L	71-86
Richmond	L	64-77
at Virginia Tech	W	56-53
		1417-1795

1952-1953

Overall Record: 5-19

Head Coach: Chuck Noe

George Washington	L	66-87
Lynchburg	W	61-53
Virginia	L	62-69
Maryland	L	37-54
Roanoke	W	72-66
at George Washington	L	64-98
North Carolina	L	62-79
at Virginia	L	78-89
at William & Mary	L	64-88
Richmond	L	65-75
at Duke	L	55-78
at North Carolina	L	58-97
Hampden-Sydney	W	76-46
at Lynchburg	W	69-62
William & Mary	L	54-88
at Marshall	L	73-83
at West Virginia	L	63-98
at Virginia Tech	L	67-83
at Maryland	L	41-67
at Richmond	L	76-87
at Roanoke	L	74-77
West Virginia	L	70-94
at Virginia Tech	W	90-64
at East Tennessee State	L	52-70
		1549-1852

1953-1954

Overall Record: 11-12

SoCon: 6-7 (6th)

Head Coach: Chuck Noe

Lynchburg	W	79-43
Hampden-Sydney	W	81-65
Davidson	W	69-59
at Richmond	L	62-75
George Washington	L	50-66
at William & Mary	L	67-71
at West Virginia Wesleyan	L	81-84
at Hampden-Sydney	L	60-65
West Virginia Wesleyan	W	72-64
at Lynchburg	W	97-57
Virginia	L	76-78
at The Citadel	W	77-57
at Davidson	L	63-75
William & Mary	W	81-62
Virginia Tech	W	82-78
at West Virginia	L	56-81
Richmond	L	76-94
at Virginia	L	80-99
West Virginia Tech	W	79-75
The Citadel	W	91-55
at West Virginia	L	74-117
at Virginia Tech	W	64-63
vs. Richmond*	L	66-84
		1683-1667

*- Southern Conference Tournament

1954-1955

Overall Record: 8-15

SoCon: 4-9 (8th)

Head Coach: Chuck Noe

Hampden-Sydney	W	83-74
Lynchburg	W	83-61
at Tennessee	L	46-78
at East Tennessee State	L	62-83
at Richmond	L	74-94
at Virginia	L	84-106
at George Washington	L	52-104
Richmond Professional Inst.	W	87-64
at West Virginia	L	59-71
William & Mary	L	65-88
West Virginia	L	77-101
Virginia	L	72-87
at Hampden-Sydney	W	66-58
at Davidson	L	65-68

at The Citadel	W	78-59
Richmond	L	54-78
at William & Mary	L	65-89
Virginia Tech	W	76-74
at West Virginia Tech	L	74-119
at Virginia Tech	L	70-78
The Citadel	W	88-62
Davidson	W	73-52
West Virginia*	L	66-73
		1619-1821

*- Southern Conference Tournament

1955-1956

Overall Record: 4-19

SoCon: 3-11 (9th)

Head Coach: Jack Null

D8 at Hampden-Sydney	W	55-52
D10 at East Tennessee State	L	58-104
D14 at Richmond	L	54-96
D15 vs. Roanoke!	L	71-75
D17 at George Washington \$	L	54-106
D29 vs. Denver &	L	75-84
D30 vs. Boston College &	L	70-72
at West Virginia	L	65-89
J13 Hampden-Sydney	L	63-75
J14 George Washington	L	48-73
J17 William & Mary	L	72-81
J28 Virginia	L	77-78
J30 at West Virginia %	L	67-103
at The Citadel	W	76-59
at Davidson	W	86-73
F8 Virginia Tech	L	56-64
F11 at William & Mary	L	78-89
F16 Richmond	L	68-90
F18 at Virginia	L	91-107
F21 The Citadel	W	90-59
F23 Davidson	L	73-79
F25 at Virginia Tech	L	56-95
F27 at Roanoke	L	76-79
		1579-1882

!- Game Played in Staunton, Va.

\$- Game Played in Arlington, Va.

&- Game Played in Fayetteville, W. Va.

%- Game Played in Bluefield, W. Va.

1956-1957

Overall Record: 4-22

SoCon: 1-13 (10th)

Head Coach: Jack Null

D1 at West Virginia	L	47-71
D4 Virginia	L	79-90
D8 at Tennessee	L	60-84
D12 Randolph-Macon	W	81-66
D16 at Richmond	L	68-85
at George Washington @	L	63-72
D27 vs. LSU #	L	67-88
D28 vs. Furman #	L-ot	79-81
D30 vs. Hardin-Simmons #	L	45-75
J5 Roanoke	W	69-63
J7 The Citadel	L	71-81
J9 at Navy	L	57-82
J13 at Hampden-Sydney	L	83-93
Presbyterian	W	94-87
J19 George Washington	L	54-79
J26 at Virginia	L	54-78
F1 Davidson	W	75-60
F4 at West Virginia %	L	57-89
F8 at The Citadel	L	70-78
F9 at Davidson	L	56-66
at Roanoke	L	67-82
F14 at William & Mary	L	66-83
F18 William & Mary	L	58-65
Richmond	L	68-76
F22 at Virginia Tech	L	42-80
Virginia Tech	L	70-82
		1769-2106

@- Game Played in Fort Myer, Va.

#- Louisiana Invitational Tourn. in Shreveport, La.

%- Game Played in Bluefield, W. Va.

1957-1958

Overall Record: 4-17

SoCon: 1-12 (10th)

Head Coach: Jack Null

D2 at West Virginia	L	50-109
D4 Hampden-Sydney	W	77-73
D7 at Memphis	L	58-72
at Vanderbilt	L	74-105

YEAR-BY-YEAR RESULTS

D12	Roanoke	W-ot	82-77
	at Richmond	L	59-65
J4	Davidson	L	52-56
J11	Virginia Tech	L	63-86
	Richmond	W	66-62
	at Navy	L	51-80
J20	at Randolph-Macon	W	68-52
F1	Virginia	L	69-79
F8	at The Citadel	L	63-77
	at Davidson	L	65-76
	at West Virginia	L	58-104
F14	William & Mary ^	L	61-79
F17	The Citadel	L	54-86
F19	at Roanoke	L	68-73
	at William & Mary	L	78-96
	George Washington	L	59-92
	at Virginia Tech	L	82-99

^ - Game Played in Waynesboro, Va.

1958-1959

Overall Record:	5-13	SoCon:	2-11 (9th)
Head Coach:	L.F. Miller		
D2	at West Virginia %	L	71-82
	at Bridgewater	W	63-54
D10	at Hampden-Sydney	W	84-65
	at Richmond	L	39-82
	at William & Mary	L	69-82
	Roanoke	W	81-63
J10	at The Citadel	L	36-47
J12	at Davidson	L	70-75
	at George Washington@	L	63-79
	Hampden-Sydney	L	68-78
	Virginia Tech	W	81-78
	Richmond	L	61-70
	William & Mary	L	60-86
	The Citadel	L	46-47
	Davidson	W	64-60
	at Virginia	L	66-85
	at West Virginia	L	55-99
	Virginia Tech	L	60-118

% - Game Played in Bluefield, W.Va.

@ - Game Played in Fort Myer, Va.

1959-1960

Overall Record:	4-16	SoCon:	3-11 (7th)
Head Coach:	L.F. Miller		
D3	William & Mary	L	78-79
D5	at Bridgewater	L	68-70
D8	George Washington	L	77-90
D10	Hampden-Sydney	W-3ot	108-96
D14	at West Virginia	L	76-91
D18	at Kentucky Wesleyan #	L	90-102
D19	vs. Middle Tennessee #	L	61-74
J6	Virginia	L	71-83
J9	at The Citadel	L	53-74
J11	at Davidson	W	70-38
J16	at Richmond	W-ot	77-76
J19	Virginia Tech	L-ot	93-95
F1	at West Virginia	L	71-101
F5	The Citadel	L	45-76
F9	Davidson	W	72-60
F11	at George Washington	L	78-95
F12	at William & Mary	L	67-89
F15	Richmond	L	58-64
F19	at Virginia Tech	L	71-100
F25	West Virginia *	L	83-90

- All-America Tourn. in Owensboro, Ky.

* - Southern Conference Tourn. in Richmond, Va.

1960-1961

Overall Record:	5-17	SoCon:	3-11 (8th)
Head Coach:	L.F. Miller		
D1	at Kentucky	L	56-72
D3	at Pennsylvania	L	80-84
D8	Davidson	W	72-68
D10	at William & Mary	L	58-66
D13	at Virginia	W	75-63
D17	George Washington	L	86-90
D29	at Richmond #	L	90-100
D30	vs. Virginia #	L	68-76
J5	at West Virginia	L	72-87
J7	The Citadel	L	69-70

J12	at Virginia Tech	L	63-78
J14	at Richmond	L	62-69
J17	at George Washington	W	93-77
J28	Bucknell	W	101-79
J31	West Virginia %	L	91-102
F4	at Davidson	L	79-88
F6	Virginia Tech	L	85-86
F8	at The Citadel	L	83-91
F17	William & Mary	L	77-86
F21	Richmond	W	78-75
F25	at Morris Harvey	L	85-88
M2	West Virginia*	L	71-89

#Richmond Invitational in Richmond, Va.

% - Game Played in Bluefield, W.Va.

*Southern Conference Tourn. in Richmond, Va.

1961-1962

Overall Record:	9-11	SoCon:	6-8 (6th)
Head Coach:	L.F. Miller		
D2	at Clemson	L	84-87
D5	at West Virginia	L	56-90
D9	Davidson	W	84-60
D14	at George Washington	L	85-105
D29	vs. George Washington #	W	75-67
D30	vs. Georgetown #	L	59-67
J3	at West Virginia	L	79-101
J6	Virginia Tech	L	75-97
J10	The Citadel	W-ot	71-69
J13	at Richmond	L	52-72
J16	William & Mary	W	74-71
J31	George Washington	W	80-72
F3	at The Citadel	W	73-70
F7	Richmond	L-ot	81-82
F10	at Davidson	W	68-66
F14	at Virginia Tech	L	71-85
F17	at William & Mary	L	84-102
F24	at Marshall	W	76-65
M1	Furman *	W	76-61
M2	Virginia Tech *	L	66-70

- Richmond Invitational in Richmond, Va.

* - Southern Conference Tournament

1962-1963

Overall Record:	6-15	SoCon:	6-10 (7th)
Head Coach:	L.F. Miller		
D1	East Carolina	L	66-76
D4	West Virginia !	L	74-100
D8	at Davidson	L	62-64
D11	George Washington	W	74-73
D15	Furman	W	88-68
J3	at West Virginia	L	74-86
J5	The Citadel	W	106-71
J8	at Virginia Tech	L	70-74
J11	Richmond	W	79-77
J15	at William & Mary	L	71-80
J26	at Marshall	L	82-98
J28	Clemson	L	58-68
F1	Virginia Tech	L	66-77
F5	at George Washington	L	69-81
F8	Davidson	L	57-64
F11	at Furman	L	85-91
F12	at The Citadel	W-ot	70-65
F15	William & Mary	L	65-75
F20	at Richmond	W	85-60
F23	at N.C. State	L	72-88
F28	Davidson *	L	69-108

* - Southern Conference Tourn. in Richmond, Va.

! - Game Played in Charleston, W.Va.

1963-1964

Overall Record:	12-12	SoCon:	7-7 (4th)
Head Coach:	L.F. Miller		
N30	at N.C. State	L	57-69
D2	at Tennessee	L	59-71
D6	William & Mary	L	51-56
D10	at George Washington	W	80-75
D13	at West Virginia	W	68-64
D15	Furman	W	64-51
D20	at Clemson	L	80-100
D31	at Vanderbilt	L	71-87
J4	Florida State	W	83-72

Southern Conference Champions

Overall Record:	5-18	SoCon:	5-11 (7th)
Head Coach:	Gary McPherson		
D1	West Virginia !	L	58-69
D4	Richmond	L	73-77
D8	at West Virginia	L	75-93
D14	Davidson	L	64-67
D17	at Centenary #	L	77-78
D18	vs. LSU #	L	70-73
D20	vs. Florida State +	L	64-65
D21	vs. Columbia +	L	73-80
J3	at George Washington	W	97-74
J8	William & Mary	W	89-74
J10	Furman	W	90-83
J13	at Richmond	L	88-103
J15	at Georgia Tech	L	73-86
J17	at East Carolina	L	85-87
J29	East Carolina	L	80-93
F1	at Davidson	L	84-97
F5	George Washington	W	109-92
F8	The Citadel	W	80-77
F12	at William & Mary	L	67-94
F14	at The Citadel	L	69-71
F15	at Furman	L	72-73
F19	at Virginia	L	65-79
F24	West Virginia *	L	80-95

! - Game Played in Charleston, W.Va.

- Gulf South Classic in Shreveport, La.

+ - Tampa Invitational in Tampa, Fla.

* - Southern Conference Tourn. in Charlotte, N.C.

1966-1967

Overall Record:	5-16	SoCon:	4-12 (9th)
Head Coach:	Gary McPherson		
D1	at N.C. State	L	58-67
D3	Richmond	L	74-76

J7	Davidson	L	58-70
J9	at West Virginia	L	73-75
J28	East Carolina	W	86-78
F1	at Davidson	L	91-129
F4	George Washington	W	94-75
F8	at Richmond	L	90-96
F11	The Citadel	W	89-88
F15	at William & Mary	W	70-65
F18	Richmond	W	98-83
F21	at The Citadel	L	77-79
F22	at Furman	L	64-70
F27	vs. Furman *	W	77-73
F28	vs. Davidson *	W	82-81
M1	vs. George Washington *	W	61-56
M9	Princeton #	L	60-86

* - Southern Conference Tourn. in Charlotte, N.C.

- NCAA East Regional in Philadelphia, Pa.

1964-1965

Overall Record:	8-13	SoCon:	5-9 (8th)
Head Coach:	Gary McPherson		
D2	at Florida	L	59-68
D3	at Florida State	L	72-76
D9	Virginia	W	95-75
D11	West Virginia !	L	73-79
D15	at Davidson	L	69-91
D17	at William & Mary	L	63-66
D29	at Centenary #	W	91-86
D30	vs. Arkansas #	W	72-70
J2	at George Washington	L	62-70
J4	The Citadel	W	71-70
J6	at West Virginia	L	79-87
J12	at Richmond	L	65-71
J18	at Georgia Tech	L	71-82
J30	at Furman	W	98-83
F2	Davidson	L	78-84
F5	at The Citadel	L	72-84
F6	at Furman	W	69-67
F10	William & Mary	W	61-57
F16	Richmond	L	80-81
F18	George Washington	W	87-79
F25	Davidson *	L	73-86

! - Game Played in Charleston, W.Va.

- Gulf South Classic in Shreveport, La.

* - Southern Conference Tourn. in Charlotte, N.C.

1965-1966

Overall Record:	5-18	SoCon:	5-11 (7th)
Head Coach:	Gary McPherson		
D1	West Virginia !	L	58-69
D4	Richmond	L	73-77
D8	at West Virginia	L	75-93
D14	Davidson	L	64-67
D17	at Centenary #	L	77-78
D18	vs. LSU #	L	70-73
D20	vs. Florida State +	L	64-65
D21	vs. Columbia +	L	73-80
J3	at George Washington	W	97-74
J8	William & Mary	W	89-74
J10	Furman	W	90-83
J13	at Richmond	L	88-103
J15	at Georgia Tech	L	73-86
J17	at East Carolina	L	85-87
J29	East Carolina	L	80-93
F1	at Davidson	L	84-97
F5	George Washington	W	109-92
F8	The Citadel	W	80-77
F12	at William & Mary	L	67-94
F14	at The Citadel	L	69-71
F15	at Furman	L	72-73
F19	at Virginia	L	65-79
F24	West Virginia *	L	80-95

! - Game Played in Charleston, W.Va.

- Gulf South Classic in Shreveport, La.

+ - Tampa Invitational in Tampa, Fla.

* - Southern Conference Tourn. in Charlotte, N.C.

1966-1967

Overall Record:	5-16	SoCon:	4-12 (9th)
Head Coach:	Gary McPherson		
D1	at N.C. State	L	58-67
D3	Richmond	L	74-76

D7	at West Virginia	L	75-99
D10	Furman	W	105-96
D13	Davidson	L	80-82
D20	at Richmond	L	65-89
D28	at Arkansas State #	L	71-81
D29	vs. Kent State #	W-ot	66-63
J7	at East Carolina	L	72-79
J11	George Washington	L	62-65
J14	Wake Forest	L	70-71
J16	West Virginia !	L	77-91
J28	East Carolina	W	68-67
J30	George Washington @	L	66-71
F3	The Citadel	L	70-73
F7	at William & Mary	L	57-64
F11	at Furman	W	71-57
F13	at The Citadel	L-4ot	78-81
F17	William & Mary	W	81-67
F21	at Davidson	L	69-73
F24	Samford	L	71-81

- Arkansas State Invitational in Jonesboro, Ark.

! - Game Played in Charleston, W.Va.

@ - Game Played in Fort Myer, Va.

1967-1968

Overall Record:	9-12	SoCon:	8-7 (4th)
Head Coach:	Gary McPherson		
D2	at Davidson	L	73-80
D4	at Samford	L	79-80
D7	Virginia	L	79-84
D11	Furman	W	83-80
D16	Old Dominion	W	96-88
D20	at William & Mary	L	82-96
D22	at West Virginia	L	57-77
J3	West Virginia ~	W	92-90
J6	at Wake Forest	L	60-92
J9	Richmond	W	91-85
J27	George Washington	W	70-58
J30	at Georgia Tech	L	70-90
F2	The Citadel	W	81-67
F5	William & Mary	W	68-62
F7	George Washington @	L	59-60
F10	at Furman	L	73-76
F12	at The Citadel	W	87-77
F15	East Carolina	W	69-64
F17	at Richmond	L	76-86
F24	at East Carolina	L	68-79

YEAR-BY-YEAR RESULTS

1969-1970

Overall Record: 6-19 **SoCon:** 3-10 (8th)
Head Coach: Mike Schuler

D1	Atlantic Christian	W	82-76
D3	at Navy	L	66-71
D6	at George Washington	L	78-80
D10	at Virginia	L	44-65
D18	vs. William & Mary #	L	64-75
D20	vs. Richmond #	L	61-69
D29	vs. Stetson +	L	61-62
D30	vs. Florida Southern +	W	66-60
J5	at Old Dominion	L	72-94
J8	at Davidson	L	52-95
J10	at East Carolina	L	66-108
J13	Richmond	W	71-70
J17	at The Citadel	L	70-84
J21	Roanoke	L	79-90
J24	Wofford	W	78-64
J29	Old Dominion	L	55-90
J31	East Carolina	L	49-63
F2	George Washington	L	79-107
F5	Furman	W	67-66
F10	William & Mary	W	74-68
F14	at William & Mary	L	58-77
F17	The Citadel	L	61-68
F19	at Richmond	L	54-78
F21	at Furman	L	52-53
F26	Davidson *	L	46-72

1605-1905

#- Big 5 Tournament in Hampton, Va.
 +- Gold Coast Classic in West Palm Beach, Fla.
 *- Southern Conference Tourn. in Charlotte, N.C.

1970-1971

Overall Record: 1-25 **SoCon:** 1-11 (7th)
Head Coach: Mike Schuler

D1	vs. Virginia #	L	52-81
D3	vs. Richmond #	L	57-75
D5	at Army	L	47-82
D7	Old Dominion	L	85-94
D19	at William & Mary	L	49-75
D23	at Toledo	L	46-79
J2	at Furman	L	68-93
J4	at South Alabama +	L	67-80
J6	vs. Trinity +	L	70-95
J9	East Carolina	L	63-71
J12	Gardner-Webb	L	72-95
J16	The Citadel	L-ot	64-66
J20	Roanoke	L	73-96
J23	at Old Dominion	L	56-95
J25	Eastern Illinois	L	45-59
J27	George Washington	L	67-78
J30	at East Carolina	L	67-78
F2	Davidson	L	39-70
F4	at The Citadel	L	65-91
F8	Richmond	W	73-63
F10	at Navy	L	47-65
F13	Furman	L	79-88
F16	William & Mary	L	69-85
F20	at Richmond	L	77-93
F24	at Davidson	L	64-109
M4	William & Mary *	L	65-69

1626-2125

#- Big 5 Tournament in Hampton, Va.
 +- Senior Bowl Tournament in Mobile, Ala.
 *- Southern Conference Tourn. in Charlotte, N.C.

1971-1972

Overall Record: 6-19 **SoCon:** 2-10 (7th)
Head Coach: Mike Schuler

D1	West Virginia Wesleyan	W	95-78
D4	Atlantic Christian	L-ot	101-105
D11	at Richmond	L	61-73
D20	vs. Virginia #	L	51-93
D21	vs. Virginia Tech #	W	57-56
J3	at Roanoke	L	69-96
J5	at Eastern Illinois	L	71-111
J8	at East Carolina	L	57-62
J10	Old Dominion	L	82-96
J12	Wofford	W	80-63
J15	The Citadel	L-ot	62-68
J18	Davidson	L	57-73
J20	at George Washington	L	66-104
J22	Furman	L	62-97
J25	at William & Mary	L	59-76

J29	East Carolina	L	56-66
F1	at Ohio	L	60-98
F3	at Davidson	L	61-84
F7	Roanoke	L	66-87
F12	at Furman	L	66-104
F14	at The Citadel	L	60-87
F16	West Virginia Tech	W	68-59
F22	William & Mary	W-ot	37-35
F24	Richmond	W-2ot	79-74
M2	Furman *	L	80-126

1663-2071

#- Big 5 Tournament in Roanoke, Va.
 *- Southern Conference Tourn. in Greenville, S.C.

1972-1973

Overall Record: 7-19 **SoCon:** 3-9 (8th)
Head Coach: Bill Blair

D2	Hampden-Sydney	W	95-81
D4	George Washington	L	73-85
D6	at Virginia	L	67-85
D9	Richmond	W	71-60
D18	at Texas A&M-Corpus Christi	L	50-57
D20	at Rice	L	56-72
D22	at New Mexico State #	L	57-86
D23	vs. Xavier #	W	60-59
J3	at Wake Forest	L	57-71
J6	at East Carolina	L	63-81
J10	Roanoke	L	55-56
J13	Appalachian State	W	82-68
J18	Furman	L	49-86
J20	West Virginia Tech	W	87-60
J27	East Carolina	L	45-71
J29	The Citadel	L	67-69
J31	at William & Mary	L	59-77
F3	at Roanoke	L	58-66
F6	Davidson	L	88-105
F10	at Furman	L	60-94
F12	at The Citadel	L	62-75
F15	Morris Harvey	L +	60-65
F17	at Old Dominion	L	56-72
F20	William & Mary	W	66-64
F22	at Richmond	L	84-113
M1	Davidson *	L	77-88

1623-2123

+/- Forfeited because of ineligible player
 #- New Mexico State Invit. in Las Cruces, N.M.
 *- Southern Conference Tourn. in Richmond, Va.

1973-1974

Overall Record: 6-18 **SoCon:** 3-9 (7th)
Head Coach: Bill Blair

D1	at Virginia Tech	L	51-62
D3	Hampden-Sydney	W	89-54
D5	West Virginia Tech	L	48-49
D8	at Appalachian State	W	74-65
D12	James Madison	W	58-54
D15	Towson	L	65-66
D28	at Arkansas #	L	86-96
D29	vs. Connecticut #	L	78-80
J5	at Davidson	L	62-76
J10	Salem	W	85-82
J12	East Carolina	L	58-59
J14	The Citadel	W	70-63
J19	Loyola (Md.)	L	69-71
J22	at William & Mary	L	68-85
J26	at East Carolina	L	55-57
J29	Richmond	L	65-81
F2	at Dayton	L	60-76
F6	William & Mary	L	65-67
F9	at Richmond	L	78-84
F13	Appalachian State	W	62-59
F16	at Furman	L	66-80
F18	at The Citadel	L	47-65
F21	Shepherd	L	76-85
F27	at Richmond *	L	59-69

1594-1685

#- Razorback Classic in Little Rock, Ark.
 *- Southern Conference Tournament

1974-1975

Overall Record: 13-13 **SoCon:** 6-6 (T-4th)
Head Coach: Bill Blair

N30	Virginia Tech	L	64-96
D5	at Appalachian State	W	98-81
D10	at East Carolina	L	68-73

D14	Richmond	L	90-95
J4	at Middle Tennessee	L	89-93
J6	at South Alabama #	L	96-116
J7	vs. Louisiana Tech #	L	73-85
J11	at Richmond	W	98-95
J13	The Citadel	W	108-101
J15	Christopher Newport	W	86-66
J18	Towson	W	67-65
J20	Bethany	W	72-43
J22	William & Mary	W	71-69
J25	East Carolina	L	80-82
J27	Appalachian State	W	73-55
J30	Shepherd	W	96-83
F3	at George Washington	L	79-90
F5	Bridgewater	W	51-37
F8	at The Citadel	W	82-68
F11	Davidson	L-2ot	93-94
F15	Old Dominion	L	69-84
F19	at William & Mary	L-ot	66-67
F22	Furman	L	68-80
F26	Virginia Wesleyan	W	99-68
M1	at Richmond *	W	85-81
M5	at Furman *	L	81-94

2104-2061

#- Senior Bowl Tournament in Mobile, Ala.
 *- Southern Conference Tournament

1975-1976 Southern Conference Champions NCAA East Region Finalists

Overall Record: 22-10 **SoCon:** 9-3 (1st)
Head Coach: Bill Blair

N29	Lebanon Valley	W	92-70
D1	Liberty	W	106-58
D3	at James Madison	L	76-82
D6	East Carolina	W	73-56
D8	Georgia Tech	W	68-53
D11	Radford	W	112-65
D13	Richmond	W	65-60
D29	at Indiana State #	L	60-88
D30	vs. Pacific #	W	72-59
J3	Virginia ^	L	63-74
J7	at Furman	W	82-67
J10	Salem	W	108-84
J12	at The Citadel	L	74-78
J15	at Old Dominion	L	70-72
J17	at Appalachian State	L	67-71
J21	William & Mary	W	84-78
J24	at East Carolina	W	74-60
J29	Wisconsin Green Bay	L-ot	74-76
F2	at Georgia Tech	L	56-66
F5	Southeastern	W	97-57
F7	at William & Mary	L	62-68
F11	at Davidson	W	92-76
F14	The Citadel	W	76-59
F18	at Richmond	W	74-67
F21	Appalachian State	W	78-74
F24	Southern Wesleyan	W	85-48
F28	Davidson !	W	71-69
M2	vs. Appalachian State *	W	71-64
M3	vs. Richmond *	W	41-33
M13	vs. Tennessee @	W	81-75
M18	vs. DePaul +	W-ot	71-66
M20	vs. Rutgers +	L	75-91

2450-2164

^- Game Played in Roanoke, Va.
 #- Indiana Hall of Fame Classic in Terre Haute, Ind.
 !- Southern Conference Tourn. in Lexington, Va.
 *- Southern Conference Tourn. in Greenville, S.C.
 @- NCAA Eastern Regionals in Charlotte, N.C.
 +- NCAA Eastern Regionals in Greensboro, N.C.

1976-1977 Southern Conference Champions NCAA East Region Semifinalists

Overall Record: 26-4 **SoCon:** 8-2 (T-1st)
Head Coach: Charlie Schmaus

N26	vs. James Madison #	W	85-77
N27	at Virginia #	L	50-55
D4	at East Carolina	W	78-67
D8	Radford	W	74-52
D11	Old Dominion	W	62-60
D28	vs. Tulane !	W	75-66
D29	vs. California !	W	73-71
D30	at Oklahoma City !	W	69-58

J5	Roanoke	W	73-57
J8	Emory & Henry	W	107-71
J10	Appalachian State	W	74-54
J12	William & Mary	W	92-79
J17	at The Citadel	W	68-62
J20	at Richmond	W	88-79
J22	East Carolina	W	67-58
J24	Southern Wesleyan	W	104-97
J29	The Citadel	W	88-70
J31	Furman	W	99-86
F2	Hampden-Sydney	W	94-78
F7	Marshall @	W	97-90
F9	Morris Harvey	W	98-84
F12	Richmond	W	92-87
F14	Davidson	W	83-68
F16	at William & Mary	L	84-86
F19	at Appalachian State	L	58-62
F22	Randolph-Macon	W	81-75
F26	vs. East Carolina *	W	88-77
M2	vs. Appalachian State *	W-ot	69-67
M12	Duquesne +	W	73-66
M17	Kentucky &	L	78-93

2421-2152

#- U.Va. Tipoff in Charlottesville, Va.
 !- All College Tournament in Oklahoma City, Okla.
 @- Game Played in Roanoke, Va.
 *- Southern Conference Tourn. in Roanoke, Va.
 +- NCAA Eastern Regionals in Raleigh, N.C.
 &- NCAA Eastern Regionals in College Park, Md.

1977-1978

Overall Record: 21-7 **SoCon:** 7-3 (2nd)
Head Coach: Charlie Schmaus

N25	vs. Roanoke #	W	64-50
N26	at Virginia #	L	70-90
N28	Liberty	W	105-68
N30	Alderson Broaddus	W	107-90
D5	Chattanooga	W	81-72
D7	James Madison	W	86-68
D10	at Appalachian State	L	77-92
D28	at Toledo !	L	68-91
D29	vs. Long Beach State !	L	97-106
J3	vs. Cleveland State +	W	71-66
J4	at Siena +	W	72-61
J9	Southern Wesleyan	W	98-79
J12	at Furman	L	79-102
J14	at Western Carolina	W	77-68
J17	Marshall	W	79-71
J21	Salem	W	84-70
J23	at Davidson	W	89-69
J25	at Old Dominion	W	69-60
J28	at The Citadel	W	79-61
F1	Richmond	W	110-90
F4	at Roanoke	W	61-47
F8	at Richmond	W	66-51
F11	The Citadel	W	84-72
F13	at Marshall	L	71-88
F15	William & Mary @	W	60-59
F18	Appalachian State	W	77-70
F25	Davidson *	W	95-80
M3	Marshall &	L	71-76

2247-2067

#- UVA Tipoff in Charlottesville, Va.
 !- Blade Grass City Classic in Toledo, Ohio
 +- Siena College Tournament in Loudonville, N.Y.
 @- Game Played in Hampton, Va.
 *- Southern Conference Tourn. in Lexington, Va.
 &- Southern Conference Tourn. in Roanoke, Va.

1978-1979

Overall Record: 12-15 **SoCon:** 2-8 (8th)
Head Coach: Charlie Schmaus

N27	UNC Greensboro	W	114-91
N29	Radford	W	90-88
N30	West Liberty State	W	86-83
D2	Virginia Tech !	L	66-79
D6	at James Madison	L	71-93
D9	Bethany	W	90-73
D13	at Appalachian State	L	82-103
D16	Georgia State	W	75-72
D28	vs. UCF #	L	91-108
D29	vs. Stetson #	L	89-98
J10	at The Citadel	L	83-91
J17	Appalachian State	L	58-73

YEAR-BY-YEAR RESULTS

J20	at Chattanooga	W	64-56
J22	Cleveland State	W-ot	75-72
J24	Richmond	L	78-90
J27	Western Carolina	L	65-76
J31	Christopher Newport	W	75-49
F1	Campbell	W	78-74
F3	Fairleigh Dickinson	W	79-77
F5	at Marshall	W	63-58
F8	at Georgia State	W	76-72
F10	Davidson	L	54-81
F12	The Citadel	L	69-72
F14	Marshall	L	66-88
F19	Furman	L	65-80
F21	at Richmond	L	76-79
F24	at Appalachian State *	L	63-73

*I- Game Played in Roanoke, Va.
#- Tangerine Bowl Tourn. in Winter Park, Fla.
- Southern Conference Tournament

1979-1980

Overall Record: 11-16 **SoCon:** 6-10 (T-6th)
Head Coach: Charlie Schmaus

D1	Lebanon Valley	W	43-33
D3	Davidson	L	73-74
D6	Bluefield	W	99-66
D8	at Appalachian State	L	57-66
D10	at Chattanooga	W	56-55
D12	Concord	W	101-80
D15	Marshall	L	58-60
J5	at Cleveland State	L	82-102
J7	at Davidson	W-ot	70-69
J10	at East Tennessee State	L	65-97
J12	at Marshall	W	75-63
J16	Charleston Southern	W	102-82
J18	UVA-Wise	L	76-87
J21	at Western Carolina	W	72-71
J24	George Mason	W	95-81
J26	Furman	L	67-84
J28	The Citadel	W	72-71
J30	Baltimore	L	60-71
F2	at Richmond	L	92-104
F4	East Tennessee State	L	78-89
F7	at Fairleigh Dickinson	L	71-78
F9	Chattanooga	L	55-59
F11	Western Carolina	W	78-73
F14	Appalachian State	L	49-55
F16	at The Citadel	L-ot	77-79
F18	at Furman	L	75-107
F23	at Furman *	L	75-87

**Southern Conference Tournament*

1980-1981

Overall Record: 4-23 **SoCon:** 3-13 (8th)
Head Coach: Charlie Schmaus

N28	at UCLA	L	61-99
N29	at UC Irvine	L	96-125
D3	Furman	L-ot	82-87
D6	at Chattanooga	L	53-63
D9	Navy	L	61-71
D12	at Louisiana-Lafayette #	L	52-80
D13	vs. Western Michigan #	L	68-89
J3	Marshall	L	81-99
J7	at East Tennessee State	W	43-42
J10	at Furman	L	63-75
J12	at The Citadel	W	58-49
J14	at Charleston Southern	W	57-44
J17	at Appalachian State	L	68-78
J19	East Tennessee State	L	67-68
J21	at Davidson	L	63-79
J24	at Baltimore	L	41-46
J26	Marshall	L	53-63
J29	Richmond	L	73-79
J31	Western Carolina	L	71-86
F2	The Citadel	W	65-62
F4	William & Mary @	L	63-75
F7	at Western Carolina	L	75-91
F9	Appalachian State	L	51-70
F11	Davidson	L	82-95
F16	Chattanooga	L	68-90
F19	at Campbell %	L	65-89
F28	at Chattanooga *	L	63-89

#- Bayou Classic in Lafayette, La.

*@- Game Played in Roanoke, Va.
%- Game Played in Raleigh, N.C.
- Southern Conference Tournament

1981-1982

Overall Record: 1-25 **SoCon:** 1-15 (9th)
Head Coach: Charlie Schmaus

N27	at Navy	L	37-63
D2	at William & Mary	L	57-84
D5	Virginia	L	49-76
D8	James Madison	L	43-64
D9	at Richmond	L	48-83
J4	at Marshall	L	63-90
J6	at Maine	L	71-81
J8	vs. Illinois State #	L	56-74
J9	vs. Manhattan #	L	75-84
J13	Old Dominion	L	51-88
J16	Western Carolina	L	57-72
J18	The Citadel	L	61-72
J21	at Chattanooga	L	61-81
J23	at Western Carolina	L	69-99
J25	at Davidson	L	58-72
J28	at East Tennessee State	L	68-92
J30	Appalachian State	W-ot	67-62
F1	at Davidson	L	63-79
F4	at Virginia Tech	L	76-101
F6	East Tennessee State	L	69-104
F8	Chattanooga	L	50-80
F11	Marshall	L	67-103
F13	at Furman	L	80-102
F15	at The Citadel	L	74-91
F20	at Appalachian State	L	58-91
F22	Furman	L	83-92

#- Worcester Co. National Classic in Worcester, Mass.

1982-1983

Overall Record: 2-25 **SoCon:** 1-15 (9th)
Head Coach: Marty Fletcher

N28	at James Madison	L	33-58
N30	Longwood	L	49-54
D4	at Virginia	L	41-86
D7	at Old Dominion	L	45-71
D11	North Carolina Wesleyan	L	47-58
D13	Emory & Henry	W	75-70
J3	at South Florida	L	76-93
J8	at Marshall	L	64-95
J15	at Furman	L	58-87
J17	at The Citadel	L	50-57
J22	at Davidson	L	43-75
J24	at Appalachian State	L	61-69
J27	Navy	L	53-57
J29	Chattanooga	L	68-82
J31	Western Carolina	L	55-75
F3	Richmond	L	69-75
F5	at Western Carolina	L	50-64
F7	Chattanooga	L	54-64
F9	East Tennessee State	L	63-86
F14	Appalachian State	L	61-65
F16	William & Mary	L	65-83
F19	at East Tennessee State	L	64-83
F21	Marshall	L	91-110
F23	Virginia Tech	L	54-72
F26	The Citadel	W	65-63
F28	Furman	L	64-65
M3	Davidson	L	68-83

1983-1984

Overall Record: 8-19 **SoCon:** 4-12 (9th)
Head Coach: Marty Fletcher

N28	Emory & Henry	W	75-48
N30	at Navy	L	57-73
D3	Radford	L	64-75
D5	Bridgewater	W	83-73
D7	Averett	W	75-58
D10	Old Dominion	L	65-82
D17	at Virginia Tech	L	61-122
J4	at Chattanooga	L	38-55
J7	at East Tennessee State	W	62-56
J9	at Richmond	L	58-61
J11	at Marshall	L	53-79
J14	at Appalachian State	L	54-74
J16	Chattanooga	L	49-56
J18	at William & Mary	L	55-73

J21	at Bucknell	L	49-66
J23	East Tennessee State	L	55-56
J28	at Davidson	L	55-62
J30	Western Carolina	W-ot	68-65
F4	at Western Carolina	L	82-86
F6	at Furman	L	58-70
F8	at The Citadel	L	61-65
F11	Appalachian State	W	67-58
F13	Davidson	L	44-47
F16	Marshall	L	61-99
F20	The Citadel	W	64-62
F22	James Madison	W-ot	62-60
F27	Furman	L	65-81

1640-1862

1984-1985

Overall Record: 16-14 **SoCon:** 7-9 (T-5th)
Head Coach: Marty Fletcher

N25	at James Madison	L-ot	64-67
N26	Bridgewater	W	86-46
N28	at Old Dominion	L	50-56
D1	Lynchburg	W	76-60
D3	Virginia	L	57-68
D6	Radford	W	53-51
D8	Hampden-Sydney	W	80-55
J5	at Marshall	W	58-54
J14	Chattanooga	L	60-78
J17	at Appalachian State	W	52-47
J19	Western Carolina	W	60-57
J21	Davidson	W	57-51
J24	Furman	W	71-62
J26	at Chattanooga	L	54-70
J28	Marshall	L	63-65
J30	Bluefield	W	81-61
F2	Bucknell	L	60-63
F4	East Tennessee State	W	60-53
F6	William & Mary	W	50-48
F9	Appalachian State	W	64-56
F12	at The Citadel	L-ot	61-64
F14	at Furman	L	58-63
F18	at Western Carolina	L	54-61
F21	at Davidson	L	63-71
F23	at East Tennessee State	L-ot	70-71
F25	The Citadel	L	53-69
F27	Richmond	W	48-47
M1	Western Carolina *	W-ot	65-63
M2	Chattanooga *	W-ot	71-69
M3	Marshall *	L	65-70

1863-1816

**- Southern Conference Tourn. in Asheville, N.C.*

1985-1986

Overall Record: 11-17 **SoCon:** 5-11 (7th)
Head Coach: Marty Fletcher

N23	Christopher Newport	W	63-52
N25	Averett	W	106-67
N26	Radford	W	69-59
D2	James Madison	W	91-88
D4	at Virginia	L	58-101
D10	at Richmond	L	61-69
D11	Lynchburg	W	76-72
D30	at Kentucky %	L	55-93
J9	at Appalachian State	W	63-56
J11	at East Tennessee State	L	74-88
J16	Marshall	L	82-84
J18	Furman	W	71-64
J20	The Citadel	W	66-64
J22	at William & Mary	L	64-71
J25	Western Carolina	L	55-57
J27	Chattanooga	L	70-72
J30	at Marshall	L	77-85
F1	at Davidson	L	68-75
F3	East Tennessee State	L	74-77
F8	at The Citadel	W	83-76
F10	at Furman	L-ot	70-72
F12	Bluefield	W	70-68
F15	at Chattanooga	L	64-74
F17	at Western Carolina	L-ot	96-99
F19	Virginia Tech	L	73-88
F22	Appalachian State	L	67-69
F24	Davidson	W	76-70
F28	Davidson *	L	62-71

2004-2081

*%- Game Played in Louisville, Ky.
- SoCon Tournament in Asheville, N.C.

1986-1987

Overall Record: 11-17 **SoCon:** 5-11 (6th)
Head Coach: Joe Cantafio

N30	Shenandoah	W	80-64
D1	at James Madison	L	68-74
D3	at Virginia	L	69-81
D6	Richmond	W	68-57
D8	Elon	W	77-72
D10	at Radford	L	51-56
D11	Roanoke	W	70-59
D22	at Tennessee	L	60-99
J7	at Virginia Tech	L	68-99
J10	at East Tennessee State	L	66-68
J12	Appalachian State	W	68-64
J15	Marshall	L	71-83
J17	at Furman	L	71-90
J19	at The Citadel	L-ot	78-82
J21	Bluefield	W	113-83
J24	at Western Carolina	W	65-56
J26	at Chattanooga	L	63-75
J29	at Marshall	L	77-104
J31	Davidson	L	65-90
F7	The Citadel	W	68-62
F9	Furman	L-ot	78-84
F11	William & Mary	W	76-68
F14	Chattanooga	L	60-75
F16	Western Carolina	L	62-64
F19	East Tennessee State	W	81-65
F21	at Appalachian State	W	86-84
F23	at Davidson	L	69-72
F27	Davidson *	L	63-92

**- Southern Conference Tourn. in Asheville, N.C.*

1987-1988

Overall Record: 13-17 **SoCon:** 6-10 (7th)
Head Coach: Joe Cantafio

N30	Bridgewater	W-ot	78-77
D2	Radford	L	68-88
D5	at Georgetown	L	45-81
D9	Roanoke	L	50-51
D12	Shenandoah	W	71-55
D28	at Texas	L	76-85
J2	at Oral Roberts	W	84-78
J6	at Richmond	L	55-88
J11	at William & Mary	L	59-69
J13	Davidson	L	64-66
J16	at East Tennessee State	L	65-86
J18	at Appalachian State	L	82-98
J21	Marshall	L	62-64
J23	Furman	W	69-60
J25	The Citadel	W	77-63
J27	Bluefield	W	94-80
J30	Western Carolina	L	79-80
F1	Chattanooga	W	68-61
F4	at Marshall	L-ot	91-95
F6	at Davidson	W	59-55
F8	East Tennessee State	L	61-77
F11	James Madison	W	71-66
F13	at The Citadel	L	59-64
F15	at Furman	L	64-82
F20	Appalachian State	W	66-65
F27	at Chattanooga	L	70-77
F29	at Western Carolina	W	75-69
M4	Furman *	W	78-73
M5	East Tennessee State *	W	79-60
M6	Chattanooga *	L	61-75

**- Southern Conference Tourn. in Asheville, N.C.*

1988-1989

Overall Record: 11-17 **SoCon:** 5-9 (7th)
Head Coach: Joe Cantafio

N28	at James Madison	L	92-94
D1	Shenandoah	W	78-58
D5	at Tennessee	L-2ot	82-84
D8	Eastern Mennonite	W	96-50
D10	UNC Greensboro	W	76-55
D30	at N.C. State	L	79-105
J7	at UNC Asheville	L	70-74
J9	at Marshall	W	63-61
J14	at Western Carolina	L	71-75
J16	at Chattanooga	L-ot	76-80
J19	Virginia Tech !	L-ot	83-90
J21	Furman	W-ot	91-82



YEAR-BY-YEAR RESULTS

J23	The Citadel	L	61-73
J25	Bluefield	W	95-75
J28	East Tennessee State	L	81-91
J30	at Appalachian State	L	69-76
F2	Richmond	L	79-87
F4	Marshall	W	65-63
F6	William & Mary	W	66-64
F9	at Radford	W	76-66
F11	Chattanooga	W	68-66
F13	Western Carolina	W	79-66
F16	at Virginia	L	79-92
F18	at The Citadel	L	79-88
F20	at Furman	L	71-87
F25	Appalachian State	L	60-67
F27	at East Tennessee State	L	80-82
M3	Furman *	L	73-81

*I- Game Played in Roanoke, Va.
- Southern Conference Tour. in Asheville, N.C.

1989-1990

Overall Record: 14-15 **SoCon:** 7-7 (T-4th)
Head Coach: Joe Cantafio

N27	Lynchburg	W	87-65
N30	UNC Asheville	L	77-83
D2	James Madison	L	61-91
D4	at Richmond	L-ot	77-78
D6	UNC Greensboro	W	76-50
D21	at Texas	L	74-98
D23	at Arkansas \$	L	61-92
D28	vs. Brown #	W	82-59
D29	at Mount St. Mary's #	L	77-86
J8	at Marshall	L	68-72
J13	at Western Carolina	L	66-72
J15	at Virginia	L	78-89
J18	Radford	W	95-64
J20	at Furman	L	71-94
J22	at The Citadel	L	73-89
J24	Chattanooga	W	75-72
J27	East Tennessee State	W	78-77
J29	Appalachian State	W	73-71
J31	Bluefield	W	95-46
F3	Marshall	W-ot	82-77
F5	at William & Mary	W	86-66
F10	at Chattanooga	L	63-78
F12	Western Carolina	W	70-56
F16	The Citadel	W	77-76
F19	Furman	W	84-75
F24	at Appalachian State	L	75-80
F26	at East Tennessee State	L	81-100
M2	Chattanooga *	W	83-69
M3	East Tennessee State *	L	94-99

*I- Game Played in Roanoke, Va.
\$- Game Played in Little Rock, Ark.
#- Mount St. Mary's Holiday Tournament in Emmitsburg, Md.
- Southern Conference Tour. in Asheville, N.C.

1990-1991

Overall Record: 10-18 **SoCon:** 5-9 (6th)
Head Coach: Joe Cantafio

N23	at Virginia Tech	L	77-79
N26	Bluefield	W	91-76
N28	Bridgewater	W	65-48
N30	at Liberty	W	69-61
D3	at Radford	L	61-62
D7	at Cornell #	L	80-93
D8	vs. Kent State #	L	61-65
D18	at Alabama	L	45-79
D20	at Vanderbilt	L	60-79
J5	at Furman	L	67-87
J7	at The Citadel	W	77-65
J10	at UNC Asheville	W	74-66
J12	Western Carolina	W	85-74
J14	Chattanooga	L	67-73
J19	Marshall	L	71-77
J21	Richmond	W	80-75
J23	William & Mary	L	46-58
J26	East Tennessee State	L	66-97
J28	at Appalachian State	L	72-78
F2	The Citadel	W	85-67
F4	Furman	W	80-79
F9	at Chattanooga	L	73-101
F11	at Western Carolina	L	64-80

F16	at Marshall	W	96-95
F21	at James Madison	L	67-82
F23	Appalachian State	L	70-83
F25	East Tennessee State	L	76-88
M1	Appalachian State *	L	72-100

1997-2167
*#- U.S. Air Cornell Classic in Ithaca, N.Y.
- Southern Conference Tour. in Asheville, N.C.

1991-1992

Overall Record: 10-18 **SoCon:** 3-11 (T-6th)
Head Coach: Joe Cantafio

N25	Shenandoah	W	100-71
N29	at Weber State #	L	65-83
N30	vs. Army #	L	53-59
D4	Radford	W	79-69
D7	Liberty	L	55-64
D18	at Wake Forest	L	43-74
D30	at Dayton	L	56-84
J8	at Richmond	L	59-76
J11	at Western Carolina	W	79-74
J13	at Chattanooga	L	69-83
J16	Winthrop	W	67-52
J18	at Marshall	W-2ot	74-69
J22	Bluefield	W	105-71
J25	East Tennessee State	L	68-80
J27	Appalachian State	L	67-80
J29	UNC Asheville	W	62-51
F1	at The Citadel	L	60-66
F3	at Furman	L	57-74
F8	Chattanooga	L	75-85
F10	Western Carolina	L	88-89
F13	at Winthrop	W	71-63
F15	Marshall	L	72-79
F18	at William & Mary	W	76-68
F22	at Appalachian State	L	65-88
F24	at East Tennessee State	L	84-92
F29	Furman	L	65-72
M2	The Citadel	W	64-60
M6	Chattanooga *	L	49-84

*#- Weber State Military Tour. in Ogden, Utah
- Southern Conference Tour. in Asheville, N.C.

1992-1993

Overall Record: 5-22 **SoCon:** 3-15 (9th)
Head Coach: Joe Cantafio

D1	Bluefield	W	91-63
D5	at Richmond	L	65-77
D7	at Radford	L-ot	88-91
D11	vs. Central Connecticut State #	L-ot	77-84
D12	vs. Lafayette #	W	62-56
J2	at Georgia Tech	L	52-78
J6	at East Tennessee State	L	54-71
J9	Western Carolina	W	67-56
J10	Chattanooga	L	62-71
J13	at Appalachian State	W	93-86
J16	The Citadel	W	76-74
J17	Georgia Southern	L	70-73
J23	at Davidson	L	64-75
J24	at Furman	L	61-73
J27	at Marshall	L	66-80
J30	Appalachian State	L	55-64
J31	East Tennessee State	L	70-96
F3	William & Mary	L	67-77
F6	Marshall	L	69-78
F10	at Virginia Tech	L	44-75
F13	at Chattanooga	L	70-93
F14	at Western Carolina	L	51-84
F20	at Georgia Southern	L	63-69
F21	at The Citadel	L	53-69
F27	Furman	L	69-85
F28	Davidson	L	70-84
M4	Furman *	L	51-76

1780-2058
*#- Marist Pepsi Classic Tour. in Poughkeepsie, N.Y.
@- Southern Conference Tour. in Asheville, N.C.*

1993-1994

Overall Record: 5-23 **SoCon:** 2-16 (10th)
Head Coach: Joe Cantafio

N29	Bluefield	W	97-58
D1	Richmond	L	55-74
D6	at Virginia Tech	L	59-82
D11	Radford	L	61-79

D22	at Dayton	L	73-85
J5	at Wake Forest	L	44-72
J8	at Western Carolina	L	58-68
J10	at Chattanooga	L	62-82
J12	Appalachian State	L	70-74
J15	at The Citadel	L	50-63
J17	at Georgia Southern	L	61-83
J20	East Tennessee State	L-ot	92-93
J22	Davidson	L	60-78
J24	at Furman	L	55-67
J27	Marshall	W	82-78
J29	at Appalachian State	L	64-74
F2	Shenandoah	W	104-77
F5	at Marshall	L	64-78
F9	at William & Mary	L	68-79
F12	Chattanooga	L	72-92
F14	Western Carolina	W	79-76
F16	at East Tennessee State	L	69-97
F19	Georgia Southern	L	61-63
F21	The Citadel	L	57-80
F26	Furman	L	64-67
F28	at Davidson	L	65-79
M3	Marshall *	W	84-62
M4	Davidson *	L	61-71

1891-2131
**- Southern Conference Tour. in Asheville, N.C.*

1994-1995

Overall Record: 10-17 **SoCon:** 6-8 (4th-North)
Head Coach: Bart Bellairs

N28	Centenary (N.J.)	W	93-76
N29	Bluefield	W	96-72
D3	Richmond	L	85-105
D7	at Virginia Tech	L	75-110
D10	at Radford	L	93-99
D17	at North Carolina	L	89-129
D19	at Virginia	L	73-100
J7	at Alabama	L	67-93
J9	at Navy	L	83-101
J14	at Western Carolina	L-ot	77-90
J16	Marshall	L	87-112
J21	at Davidson	L	75-83
J23	East Tennessee State	L	69-89
J26	William & Mary	L	86-95
J28	at Appalachian State	W	89-85
J30	Chattanooga	W	72-63
F4	Georgia Southern	W	84-79
F6	at The Citadel	L	69-84
F11	at East Tennessee State	W	80-78
F13	at Furman	L	59-60
F15	Lynchburg	W	84-66
F18	at Marshall	L	62-107
F20	Davidson	W	81-75
F22	Army	W	91-67
F25	Appalachian State	L	89-92
F27	The Citadel	W	75-66
M2	vs. Georgia Southern *	L	71-94

2154-2370
**- Southern Conference Tour. in Asheville, N.C.*

1995-1996

Overall Record: 18-10 **SoCon:** 10-4 (2nd-North)
Head Coach: Bart Bellairs

N25	at N.C. State	L	78-104
N28	Washington & Lee	W	100-62
N30	at Penn State	L	73-99
D2	Radford	W	110-103
D4	Lynchburg	W	107-74
D9	at Virginia Tech	L	67-99
D21	Eastern Mennonite	W	91-62
J3	Winthrop	W	101-78
J6	at Richmond	W	77-65
J15	at Marshall	L	71-78
J17	at William & Mary	L	49-90
J22	at East Tennessee State	W	96-86
J27	Appalachian state	W	84-64
J29	at Chattanooga	L	69-71
J31	at Davidson	L	79-86
F3	Wofford	W	80-66
F5	The Citadel	W	91-52
F7	at Georgia Southern	W	71-48
F10	East Tennessee State	W	82-79
F12	Furman	W	83-57
F14	Western Carolina	W	90-73
F17	Marshall	W	103-94

F19	Davidson	L	76-95
F22	North Carolina	L	76-99
F24	at Appalachian State	W	85-75
F26	at The Citadel	W	85-83
M1	Furman *	W-ot	91-89
M2	Western Carolina *	L-ot	93-97

2358-2228
**- Southern Conference Tour. in Greensboro, N.C.*

1996-1997

Overall Record: 12-16 **SoCon:** 7-7 (4th-North)
Head Coach: Bart Bellairs

N22	Albright	W	111-53
N24	at Wake Forest	L	63-92
D5	at Navy	L	62-68
D7	Washington & Lee	W	112-67
D10	at Radford	L	68-70
D15	North Carolina	L	61-105
D18	Eastern Mennonite	W	107-61
D21	at Winthrop	W	96-78
D30	at Florida International	L	63-91
J4	at Charlotte	L	76-96
J6	at Appalachian State	L	72-77
J8	at Richmond	L	77-83
J11	Chattanooga	L	76-91
J13	Georgia Southern	W	75-61
J16	at Wofford	L	65-86
J18	at The Citadel	W	86-76
J20	at East Tennessee State	W	57-54
J25	at Furman	W	62-60
J27	Marshall	W	97-92
F1	at Davidson	L	67-77
F3	Appalachian State	W	78-65
F8	The Citadel	L	74-81
F10	at Western Carolina	L	65-84
F15	at Marshall	L	77-79
F17	Davidson	L	77-97
F23	East Tennessee State	W	97-75
F27	Furman *	W-ot	87-84
F28	Chattanooga *	L	62-84

2170-2187
#- Southern Conference Tour. in Greensboro, N.C.

1997-1998

Overall Record: 14-13 **SoCon:** 8-7 (3rd-North)
Head Coach: Bart Bellairs

N15	at Wake Forest	L	70-88
N18	Elon	W	85-69
N25	at Old Dominion	L	69-94
D2	West Virginia Tech	W	95-54
D6	Charlotte	L	70-88
D14	Penn State	W	71-68
D20	Lynchburg	W	113-59
D22	at Virginia	L	55-92
D31	at Virginia Tech	W	73-65
J3	at Georgia Southern	W-2ot	76-73
J6	UNC Greensboro	W	68-65
J10	Appalachian State	L	71-76
J12	at Davidson	W	61-58
J14	Shenandoah	W	97-64
J17	at Western Carolina	W	80-78
J19	The Citadel	L	62-67
J24	at Chattanooga	L	66-79
J26	at UNC Greensboro	L	60-72
J31	Western Carolina	W	94-80
F2	at Wofford	W	92-80
F7	at Army	L	76-78
F10	Furman	W-ot	87-81
F14	at Appalachian State	L	74-94
F16	Davidson	L	66-90
F19	at East Tennessee State	L	66-78
F21	East Tennessee State	W	74-65
F27	vs. The Citadel *	L	66-77

2037-2022
**- Southern Conference Tour. in Greensboro, N.C.*

1998-1999

Overall Record: 12-15 **SoCon:** 9-7 (4th-North)
Head Coach: Bart Bellairs

N14	Elon	L	84-85
N16	at Penn State	L	66-90
N24	at Old Dominion	L	69-103
N30	Wake Forest	L	61-75
D2	at Elon	L	69-70
D5	Randolph-Macon	W	81-55

YEAR-BY-YEAR RESULTS

D7	at UNC Greensboro	W	86-84
D10	at UNC Charlotte	L	57-92
D18	Shenandoah	W	90-53
D22	at Virginia	L	64-82
J2	at East Tennessee State	W	58-55
J4	Davidson	L	64-85
J9	at Appalachian State	L	64-100
J11	at Western Carolina	W	91-72
J16	Georgia Southern	W	65-59
J18	Wofford	W	58-56
J23	Western Carolina	W	85-73
J25	at Davidson	L	66-76
J27	Southern Virginia	W	85-67
J30	at Furman	L	51-84
F1	at The Citadel	W-ot	74-72
F6	East Tennessee State	L	81-83
F8	at College of Charleston	L	59-85
F13	Appalachian State	L	65-83
F15	UNC Greensboro	W	82-67
F20	Chattanooga	W	73-57
F25	vs. Furman *	L	49-57

1897-2020
* Southern Conference Tour. in Greensboro, N.C.

1999-2000
Overall Record: 6-23 SoCon: 1-15 (6th-North)

Head Coach: Bart Bellairs

N19	Southern Virginia	W	99-73
N20	Warren Wilson	W	85-38
N21	at Virginia	L	57-98
N26	vs. Oral Roberts !	W	56-44
N28	at Hawaii !	L	61-78
D1	Bluefield	W	82-76
D2	Ferrum	W	97-65
D6	Virginia Tech	L	46-65
D8	Old Dominion	L	62-71
D18	at Notre Dame	L	66-79
D21	at Virginia Commonwealth	L	86-101
D28	at Florida	L	68-113
J4	at UNC Greensboro	L	71-82
J8	College of Charleston	L-ot	69-77
J10	at Chattanooga	L	73-84
J15	The Citadel	L-ot	84-87
J17	at Appalachian State	L	72-97
J22	at Davidson	L	69-80
J24	UNC Greensboro	L	61-75
J29	East Tennessee State	L	64-75
J31	at Georgia Southern	L	67-69
F5	Western Carolina	L	82-85
F7	at Wofford	L	69-83
F12	at East Tennessee State	L	60-72
F14	Appalachian State	W	78-69
F19	at Western Carolina	L	71-88
F21	Davidson	L	58-71
F26	Furman	L	68-71
M2	Wofford *	L	72-81

2064-2247
I- United Airlines Invitational in Honolulu, Hawaii
* Southern Conference Tour. in Greenville, S.C.

2000-2001
Overall Record: 9-19 SoCon: 5-11 (5th-North)

Head Coach: Bart Bellairs

N18	at Virginia Tech	L	68-92
N20	at James Madison	L	69-87
N29	Howard	W	74-57
D2	at Howard	L	88-91
D4	Virginia	L	70-89
D6	Morehead State	L	48-57
D16	at Old Dominion	L	81-89
D18	Randolph-Macon	W	75-62
D20	Mary Washington	W	77-47
D28	at South Carolina	L	68-82
J3	at Appalachian State	L	72-81
J6	Western Carolina	W	70-69
J10	at Furman	W	71-66
J13	at The Citadel	L	64-79
J15	UNC Greensboro	L	69-73
J20	at Davidson	L	60-68
J24	East Tennessee State	L	60-74
J27	at Western Carolina	L	62-82
J30	Davidson	L	67-70
F3	Chattanooga	W	83-77
F5	at UNC Greensboro	L	58-79
F10	Wofford	W	68-60

F12	Georgia Southern	L	73-78
F15	at Charleston Southern	W	63-57
F17	at College of Charleston	L	53-71
F21	at East Tennessee State	L	62-75
F24	Appalachian State	W	73-51
M1	vs. Georgia Southern *	L	59-76

1905-2039
* Southern Conference Tour. in Greenville, S.C.

2001-2002
Overall Record: 10-18 SoCon: 5-11 (5th-North)

Head Coach: Bart Bellairs

N16	Mary Washington	W	76-51
N28	at Morehead State	L	87-98
D3	at Virginia Tech	L	73-74
D5	at Kentucky	L	57-99
D8	St. Mary's (Md.)	W	98-72
D12	Charleston Southern	W	90-69
D15	Eastern Mennonite	W	77-51
D22	at Villanova	L	91-104
D28	at Richmond !	W	82-80
D29	vs. James Madison !	L	84-94
J2	Western Carolina	L	80-90
J5	at Georgia Southern	L	60-100
J8	UNC Greensboro	L	74-80
J12	at East Tennessee State	L	90-101
J16	at Davidson	L	68-79
J19	College of Charleston	L	55-63
J21	at Appalachian State	W	93-91
J24	at Virginia	L	59-93
J26	Furman	W	76-68
J30	East Tennessee State	L	77-96
F2	at Wofford	L	68-78
F4	Appalachian State	W	88-81
F9	at Western Carolina	W-ot	97-91
F11	at Chattanooga	L	64-91
F16	at UNC Greensboro	L	71-74
F18	The Citadel	L	55-75
F23	Davidson	W	81-77
F28	vs. The Citadel *	L	70-80

2141-2300
I- Spider Invitational in Richmond, Va.
* Southern Conference Tour. in Charleston, S.C.

2002-2003
Overall Record: 10-20 SoCon: 3-13 (5th-North)

Head Coach: Bart Bellairs

N23	Liberty	W	68-54
N25	at Tennessee	L	56-88
D1	at St. Francis (Pa.)	W	76-59
D5	at Virginia Tech	L	66-71
D7	UVA-Wise	W	77-66
D10	at Liberty	L	69-77
D14	Eastern Mennonite	W	100-57
D20	Mary Washington	L	56-60
D28	vs. Norfolk State !	L	69-70
D29	vs. Harvard !	W	71-67
D31	at Georgetown	L	48-55
J5	at Western Carolina	L	56-78
J11	Georgia Southern	L	84-91
J13	at UNC Greensboro	L	57-76
J18	East Tennessee State	L	62-67
J21	Davidson	W	61-60
J24	Appalachian State	L	68-85
J27	at College of Charleston	L	56-81
F1	at Furman	L	55-61
F4	at East Tennessee State	L	76-93
F8	Wofford	L-ot	93-94
F10	at Appalachian State	L	64-83
F15	Western Carolin	L	58-61
F18	Chattanooga	L	52-77
F22	UNC Greensboro	W	61-60
F24	at The Citadel	W	68-59
M1	at Davidson	L	49-84
M5	vs. Furman *	W	62-56
M6	vs. Davidson *	W	66-60
M7	vs. Chattanooga *	L	58-77

1952-2147
I- Spider Invitational in Richmond, Va.
* Southern Conference Tour. in Charleston, S.C.

2003-2004
Overall Record: 6-22 Big South: 4-12 (7th)

Head Coach: Bart Bellairs

N20	vs. Washington State !	L	46-66
-----	------------------------	---	-------

N22	vs. Texas-San Antonio !	L	52-68
N23	vs. Binghamton !	L	63-72
D2	Southern Virginia	W	85-62
D5	Virginia	L	56-78
D10	at Virginia Tech	L	56-80
D13	Eastern Mennonite	W	107-94
D21	St. Francis (Pa.)	L	62-66
D23	at Louisville	L	56-107
D29	at Old Dominion	L	52-74
J3	at UNC Asheville	L	48-61
J8	Radford	W	69-58
J10	at Winthrop	L	62-78
J14	at High Point	L	57-78
J17	Birmingham-Southern	L	49-82
J20	at Liberty	L	46-66
J26	Coastal Carolina	L	32-49
J28	Charleston Southern	W	53-50
J31	Winthrop	W	68-61
F4	at Radford	L	46-63
F9	at James Madison	L	65-76
F11	UNC Asheville	L	51-59
F14	at Coastal Carolina	L	44-60
F16	at Charleston Southern	L	49-64
F21	Liberty	W	61-52
F25	High Point	L	75-76
F28	at Birmingham-Southern	L	55-67
M2	at High Point *	L	43-75

1608-1942
I- BP Top of the World Classic in Fairbanks, Alaska
* Big South Tournament

2004-2005
Overall Record: 9-18 Big South: 3-13 (9th)

Head Coach: Bart Bellairs

N22	Southern Virginia	W	71-33
N28	at Navy	W	78-73
D1	at Old Dominion	L	38-86
D4	Virginia Tech	W	72-66
D8	at Longwood	W-ot	69-64
D11	Towson	L	69-84
D13	Bluefield	W	77-70
D28	at New Orleans	L	49-62
D31	at Tulane	L	74-82
J5	at Loyola (Md.)	L	69-70
J8	Charleston Southern	L	67-78
J10	Coastal Carolina	L	68-79
J15	at UNC Asheville	L	77-87
J19	Radford	L	62-78
J24	at Liberty	L	71-91
J26	at High Point	L	72-88
J29	Birmingham-Southern	L	59-66
J31	at Winthrop	L	49-66
F5	at Coastal Carolina	L	70-75
F7	at Charleston Southern	L	50-56
F10	Longwood	W	65-52
F12	UNC Asheville	L	72-77
F14	at Radford	W	67-54
F17	Liberty	W	73-67
F19	at Birmingham-Southern	L	48-60
F23	Winthrop	L	48-63
F26	High Point	W	69-61

1748-1893

2005-2006
Overall Record: 7-20 Big South: 2-14 (9th)

Head Coach: Duggar Baucom

N21	Army	L	49-53
N23	at N.C. State	L	55-75
N26	at James Madison	L	61-74
N30	Old Dominion	L	62-77
D2	UVA-Wise	W	80-50
D5	Ferrum	W	97-74
D8	at Army	W	72-63
D10	Southern Virginia	W	105-59
D21	at Towson	W	80-78
D29	Loyola (Md.)	L	79-87
D31	at Maryland	L	68-99
J5	Charleston Southern	L	73-76
J7	Coastal Carolina	W	88-77
J12	High Point	L	90-100
J14	Liberty	W	84-68
J18	at Birmingham-Southern	L	53-75
J21	at UNC Asheville	L	65-83
J26	at Radford	L	77-101
J30	Winthrop	L	69-74

F2	at Liberty	L	67-71
F4	Birmingham-Southern	L	59-74
F8	at Winthrop	L	65-98
F11	UNC Asheville	L	74-82
F15	at High Point	L	72-73
F18	at Charleston Southern	L	48-59
F20	at Coastal Carolina	L	63-76
F23	Radford	L	69-77

1924-2053

2006-2007 (14-19)
Overall Record: 14-19 Big South: 5-9 (6th)

Head Coach: Duggar Baucom

N10	at Ohio State !	L	69-107
N11	vs. Princeton !	L	68-73
N12	vs. South Dakota State !	W	104-89
N15	Virginia Intermont	W	156-95
N20	Southern Virginia	W	144-127
N22	at James Madison	L	87-89
N25	at Howard	L	111-116
N28	at Army	L	72-79
D1	vs. Cornell @	L	94-99
D2	vs. Jacksonville State @	L	85-87
D6	Lees-McRae	W	135-75
D9	Mercer	L	103-105
D11	South Carolina State	W	99-87
D20	at Richmond	W	93-84
D30	at Penn State	L	111-129
J6	at Winthrop	L	76-108
J10	High Point	L	104-115
J13	Charleston Southern	W	116-83
J15	Coastal Carolina	L	97-99
J18	Bridgewater	W	125-95
J22	at UNC Asheville	W	102-97
J25	Radford	W	103-94
J27	at Liberty	L	117-122
J31	Winthrop	L	96-109
F3	at Coastal Carolina	L	99-108
F5	at Charleston Southern	W	105-97
F10	UNC Asheville	W	102-88
F14	at Radford	L	107-114
F21	Liberty	L	108-118
F24	at High Point	L	92-109
F27	at Liberty *	W	79-78
M1	vs. High Point #	W	91-81
M3	at Winthrop *	L	81-84

3331-3240
I- BCA Classic in Columbus, Ohio
@- William & Mary Tip-Off Classic in Williamsburg, Va.
* Big South Conference Tournament
#- Big South Conference Tour. in Rock Hill, S.C.